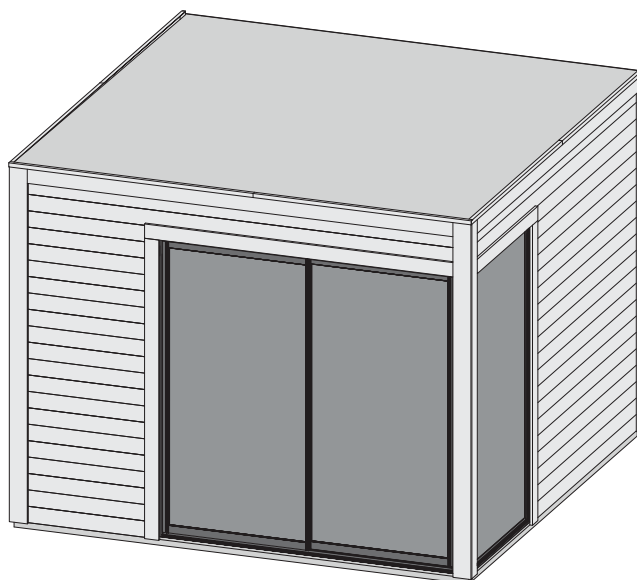


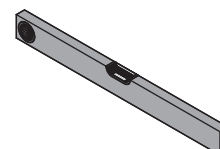

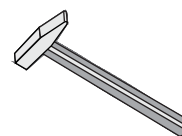
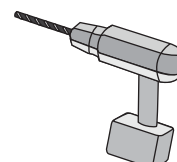
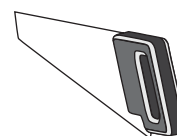
48829



-  **Aufbauanleitung**
-  **Building Instructions**
-  **notice de montage**
-  **montagehandleiding**
-  **Montagevejledning**
-  **Instrucciones de construcción**
-  **Istruzioni per il montaggio**
-  **Montážní návod**
-  **Navodila za uporabo**



info@karibu.de



Technische Daten

In der Auftragsbestätigung bzw. Lieferschein ist der gekaufte Ofentyp bzw. das erworbene Steuergerät zu finden. Bitte entnehmen Sie die technischen Daten Ihrer Geräte der folgenden Auflistung

	Netzspannung	Wattage
Ofen		
9kW Bio	400V ~ 3N	9kW
9kW Finnisch	400V ~ 3N	9kW
9kW integr. Steuerung	400V ~ 3N	9kW
4,5kW Bio	400V ~ 3N	4,5kW
4,5kW Finnisch	400V ~ 3N	4,5kW
4,5kW integr. Steuerung	400V ~ 3N	4,5kW
3,6kW Bio	230V ~ 1N	3,6kW
3,6kW Finnisch	230V ~ 1N	3,6kW
3,6kW integr. Steuerung	230V ~ 1N	3,6kW
Steuergerät		
externe Easy Bio	400V ~ 3N	max. 10,8kW
externe Plug&Play Bio	240V ~ 3N	max. 10,8kW
externe Finnisch	400V ~ 3N	max. 10,8kW
externe Plug&Play Finnisch	240V ~ 3N	max. 10,8kW
Multisteuergerät	400V ~ 3N	max. 10,5kW
externe Classic Bio	400V ~ 3N	max. 9kW
externe Classic Finnisch	400V ~ 3N	max. 9kW
externe Premium Bio	400V ~ 3N	max. 12kW
externe Premium Finnisch	400V ~ 3N	max. 9kW

Technical data

The type of oven or control unit purchased can be found in the order confirmation or delivery note. Please refer to the following list for the technical data of your units

	Mains voltage	Wattage
Oven		
9kW Bio	400V ~ 3N	9kW
9kW Finnisch	400V ~ 3N	9kW
9kW integrated Control unit	400V ~ 3N	9kW
4,5kW Bio	400V ~ 3N	4,5kW
4,5kW Finnisch	400V ~ 3N	4,5kW
4,5kW integrated Control unit	400V ~ 3N	4,5kW
3,6kW Bio	230V ~ 1N	3,6kW
3,6kW Finnisch	230V ~ 1N	3,6kW
3,6kW integrated Control unit	230V ~ 1N	3,6kW
Control unit		
External Easy Bio	400V ~ 3N	max. 10,8kW
External Plug&Play Bio	240V ~ 3N	max. 10,8kW
External Finnisch	400V ~ 3N	max. 10,8kW
External Plug&Play Finnisch	240V ~ 3N	max. 10,8kW
Multi-controller	400V ~ 3N	max. 10,5kW
External Classic Bio	400V ~ 3N	max. 9kW
External Classic Finnisch	400V ~ 3N	max. 9kW
External Premium Bio	400V ~ 3N	max. 12kW
External Premium Finnisch	400V ~ 3N	max. 9kW

Données techniques

Dans la confirmation de commande ou le bon de livraison, vous trouverez le type de four ou l'appareil de commande que vous avez acheté. Veuillez consulter les données techniques de vos appareils dans la liste suivante

	Tension du réseau	Wattage
Four		
9kW Bio	400V ~ 3N	9kW
9kW Finnisch	400V ~ 3N	9kW
9kW intégré Unité de contrôle	400V ~ 3N	9kW
4,5kW Bio	400V ~ 3N	4,5kW
4,5kW Finnisch	400V ~ 3N	4,5kW
4,5kW intégré Unité de contrôle	400V ~ 3N	4,5kW
3,6kW Bio	230V ~ 1N	3,6kW
3,6kW Finnisch	230V ~ 1N	3,6kW
3,6kW intégré Unité de contrôle	230V ~ 1N	3,6kW
Unité de contrôle		
Externe Easy Bio	400V ~ 3N	max. 10,8kW
Externe Plug&Play Bio	240V ~ 3N	max. 10,8kW
Externe Finnisch	400V ~ 3N	max. 10,8kW
Externe Plug&Play Finnisch	240V ~ 3N	max. 10,8kW
Appareil de commande multiple	400V ~ 3N	max. 10,5kW
Externe Classic Bio	400V ~ 3N	max. 9kW
Externe Classic Finnisch	400V ~ 3N	max. 9kW
Externe Premium Bio	400V ~ 3N	max. 12kW
Externe Premium Finnisch	400V ~ 3N	max. 9kW

Technische gegevens

Het type oven of besturingseenheid dat u hebt gekocht, vindt u in de orderbevestiging of leveringsbon. Raadpleeg de volgende lijst voor de technische gegevens van uw apparaten

	Netspanning	Wattage
Oven		
9kW Bio	400V ~ 3N	9kW
9kW Finnisch	400V ~ 3N	9kW
9kW geïntegreerd Besturingseenheid	400V ~ 3N	9kW
4,5kW Bio	400V ~ 3N	4,5kW
4,5kW Finnisch	400V ~ 3N	4,5kW
4,5kW geïntegreerd Besturingseenheid	400V ~ 3N	4,5kW
3,6kW Bio	230V ~ 1N	3,6kW
3,6kW Finnisch	230V ~ 1N	3,6kW
3,6kW geïntegreerd Besturingseenheid	230V ~ 1N	3,6kW
Besturingseenheid		
Extern Easy Bio	400V ~ 3N	max. 10,8kW
Extern Plug&Play Bio	240V ~ 3N	max. 10,8kW
Extern Finnisch	400V ~ 3N	max. 10,8kW
Extern Plug&Play Finnisch	240V ~ 3N	max. 10,8kW
Multi-controller	400V ~ 3N	max. 10,5kW
Extern Classic Bio	400V ~ 3N	max. 9kW
Extern Classic Finnisch	400V ~ 3N	max. 9kW
Extern Premium Bio	400V ~ 3N	max. 12kW
Extern Premium Finnisch	400V ~ 3N	max. 9kW

Tekniske data

Hvilken type ovn eller styreenhed, du har købt, fremgår af ordrebekræftelsen eller følgesedlen. Se venligst følgende liste for de tekniske data for dine enheder

	Netspænding	Wattforbrug
Ovn		
9kW Bio	400V ~ 3N	9kW
9kW Finnisch	400V ~ 3N	9kW
9kW integreret Kontrolenhed	400V ~ 3N	9kW
4,5kW Bio	400V ~ 3N	4,5kW
4,5kW Finnisch	400V ~ 3N	4,5kW
4,5kW integreret Kontrolenhed	400V ~ 3N	4,5kW
3,6kW Bio	230V ~ 1N	3,6kW
3,6kW Finnisch	230V ~ 1N	3,6kW
3,6kW integreret Kontrolenhed	230V ~ 1N	3,6kW
Kontrolenhed		
Ekstern Easy Bio	400V ~ 3N	max. 10,8kW
Ekstern Plug&Play Bio	240V ~ 3N	max. 10,8kW
Ekstern Finnisch	400V ~ 3N	max. 10,8kW
Ekstern Plug&Play Finnisch	240V ~ 3N	max. 10,8kW
Multi-controller	400V ~ 3N	max. 10,5kW
Ekstern Classic Bio	400V ~ 3N	max. 9kW
Ekstern Classic Finnisch	400V ~ 3N	max. 9kW
Ekstern Premium Bio	400V ~ 3N	max. 12kW
Ekstern Premium Finnisch	400V ~ 3N	max. 9kW

Datos técnicos

El tipo de horno o unidad de control adquirida figura en la confirmación del pedido o en el albarán de entrega. Consulte en la siguiente lista los datos técnicos de sus unidades.

	Tensión de red	Vatios
Horno		
9kW Bio	400V ~ 3N	9kW
9kW Finnisch	400V ~ 3N	9kW
9kW integrado Unidad de control	400V ~ 3N	9kW
4,5kW Bio	400V ~ 3N	4,5kW
4,5kW Finnisch	400V ~ 3N	4,5kW
4,5kW integrado Unidad de control	400V ~ 3N	4,5kW
3,6kW Bio	230V ~ 1N	3,6kW
3,6kW Finnisch	230V ~ 1N	3,6kW
3,6kW integrado Unidad de control	230V ~ 1N	3,6kW
Unidad de control		
Exterior Easy Bio	400V ~ 3N	max. 10,8kW
Exterior Plug&Play Bio	240V ~ 3N	max. 10,8kW
Exterior Finnisch	400V ~ 3N	max. 10,8kW
Exterior Plug&Play Finnisch	240V ~ 3N	max. 10,8kW
Mando múltiple	400V ~ 3N	max. 10,5kW
Exterior Classic Bio	400V ~ 3N	max. 9kW
Exterior Classic Finnisch	400V ~ 3N	max. 9kW
Exterior Premium Bio	400V ~ 3N	max. 12kW
Exterior Premium Finnisch	400V ~ 3N	max. 9kW

Dati tecnici

Il tipo di forno o di unità di controllo acquistato è riportato nella conferma d'ordine o nella bolla di consegna. Per i dati tecnici delle unità, consultare il seguente elenco

	Tensione di rete	Potenza
Forno		
9kW Bio	400V ~ 3N	9kW
9kW Finnisch	400V ~ 3N	9kW
9kW integrato Unità di controllo	400V ~ 3N	9kW
4,5kW Bio	400V ~ 3N	4,5kW
4,5kW Finnisch	400V ~ 3N	4,5kW
4,5kW integrato Unità di controllo	400V ~ 3N	4,5kW
3,6kW Bio	230V ~ 1N	3,6kW
3,6kW Finnisch	230V ~ 1N	3,6kW
3,6kW integrato Unità di controllo	230V ~ 1N	3,6kW
Unità di controllo		
Esterno Easy Bio	400V ~ 3N	max. 10,8kW
Esterno Plug&Play Bio	240V ~ 3N	max. 10,8kW
Esterno Finnisch	400V ~ 3N	max. 10,8kW
Esterno Plug&Play Finnisch	240V ~ 3N	max. 10,8kW
Controllore multiplo	400V ~ 3N	max. 10,5kW
Esterno Classic Bio	400V ~ 3N	max. 9kW
Esterno Classic Finnisch	400V ~ 3N	max. 9kW
Esterno Premium Bio	400V ~ 3N	max. 12kW
Esterno Premium Finnisch	400V ~ 3N	max. 9kW

Technické údaje


Typ zakoupené trouby nebo řídicí jednotky naleznete v potvrzení objednávky nebo v dodacím listu. Technické údaje vašich jednotek naleznete v následujícím seznamu


	Síťové napětí	Příkon
Trouba		
9kW Bio	400V ~ 3N	9kW
9kW Finnisch	400V ~ 3N	9kW
9kW integrovaný Řídicí jednotka	400V ~ 3N	9kW
4,5kW Bio	400V ~ 3N	4,5kW
4,5kW Finnisch	400V ~ 3N	4,5kW
4,5kW integrovaný Řídicí jednotka	400V ~ 3N	4,5kW
3,6kW Bio	230V ~ 1N	3,6kW
3,6kW Finnisch	230V ~ 1N	3,6kW
3,6kW integrovaný Řídicí jednotka	230V ~ 1N	3,6kW
Řídicí jednotka		
Externí Easy Bio	400V ~ 3N	max. 10,8kW
Externí Plug&Play Bio	240V ~ 3N	max. 10,8kW
Externí Finnisch	400V ~ 3N	max. 10,8kW
Externí Plug&Play Finnisch	240V ~ 3N	max. 10,8kW
Multi-controller	400V ~ 3N	max. 10,5kW
Externí Classic Bio	400V ~ 3N	max. 9kW
Externí Classic Finnisch	400V ~ 3N	max. 9kW
Externí Premium Bio	400V ~ 3N	max. 12kW
Externí Premium Finnisch	400V ~ 3N	max. 9kW

 **Tehnični podatki**

Vrsta kupljene pečice ali krmilne enote je navedena v potrditvi naročila ali dobavnici. Tehnične podatke vaših enot najdete na naslednjem seznamu

	Omrežna napetost	Moč
Pečica		
9kW Bio	400V ~ 3N	9kW
9kW Finnisch	400V ~ 3N	9kW
9kW integriran Nadzorna enota	400V ~ 3N	9kW
4,5kW Bio	400V ~ 3N	4,5kW
4,5kW Finnisch	400V ~ 3N	4,5kW
4,5kW integriran Nadzorna enota	400V ~ 3N	4,5kW
3,6kW Bio	230V ~ 1N	3,6kW
3,6kW Finnisch	230V ~ 1N	3,6kW
3,6kW integriran Nadzorna enota	230V ~ 1N	3,6kW
Nadzorna enota		
Zunanja stran Easy Bio	400V ~ 3N	max. 10,8kW
Zunanja stran Plug&Play Bio	240V ~ 3N	max. 10,8kW
Zunanja stran Finnisch	400V ~ 3N	max. 10,8kW
Zunanja stran Plug&Play Finnisch	240V ~ 3N	max. 10,8kW
Več krmilnikov	400V ~ 3N	max. 10,5kW
Zunanja stran Classic Bio	400V ~ 3N	max. 9kW
Zunanja stran Classic Finnisch	400V ~ 3N	max. 9kW
Zunanja stran Premium Bio	400V ~ 3N	max. 12kW
Zunanja stran Premium Finnisch	400V ~ 3N	max. 9kW

 Bitte bewahren Sie die Anleitung und den Garantieschein zur Seriennummer auf. Vernichten Sie diese erst nach Ablauf der Garantiezeit. Eventuelle Beanstandungen können mithilfe der Stückliste einfacher zugeordnet werden.






 Prosimo, shranite navodila in garancijski list s serijsko številko. Neveljavno. Uporabite ga šele po poteku garancijskega obdobja. Morebitne reklamacije lahko uveljavljate preko seznama rezervnih delov, da jih je mogoče lažje določiti.






Beigelegte Dokumente:





- Informationsheft
- Garantieschein zur Seriennummer
- Typenschild inkl. Warnhinweise (Sauna)
- ggf. Zubehör-Anleitungen in externen Paketen





Priloženi dokumenti:


- Informacijska knjižica
- Garancijski list z serijsko številko
- Tipska ploščica z opozorili (savna)
- Po potrebi navodila za dodatno opremo v zunanjih embalažah

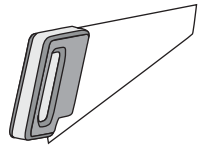
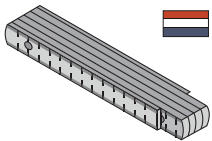
  Nicht im Lieferumfang enthalten
 Not included
 Non comprises dans la livraison
 Niet bijgeleverd

 No forman parte del suministro
 Non incluso
 V ceně není zahrnuto
 Ikke inkluderet
 Ni vključeno

1  Länge muss ermittelt und zugesägt werden
 Length must be determined and sawn
 La longueur doit être déterminée et sciée
 De lengte moet worden bepaald en worden gezaagd

 La longitud debe ser determinada y aserrada
 La lunghezza deve essere determinata e segata
 Délka musí být určena a rozřezána
 Længden skal bestemmes og savnes

 Dolžino je treba določiti in razžagati







2  Nicht gebraucht
 Not needed
 Pas nécessaire
 Niet nodig

 No es necesario
 Non necessario
 Není nutná
 Ni potrebno





3  mit Zubehör!
 met toebehoren!
 with accessories!
 avec accessoires!


 con accesorios!
 con accessori!
 s příslušenstvím!
 z dodatki!

4  Fixiert vorübergehend
 tijdelijk vast
 Fixed temporarily
 temporairement fixe

 temporalmente fijo
 temporaneamente fisso
 dočasně pevný
 Začasno pritrjeno

5  Bestand vom Haus
 Inventaris van het huis
 Inventory of the house
 Inventaire de la maison

 Inventario de la casa
 Inventario della casa
 Inventář domu
 Inventar hiše





Vergleichen Sie zuerst die Material-liste mit Ihrem Paketinhalt! Bitte haben Sie Verständnis, dass Beanstandungen nur im nicht aufgebauten Zustand bearbeitet werden können!



Vergelijk eerst de lijst van materialen met de inhoud van uw pakket! Reclamaties kunnen alleen in behandeling worden genomen zolang de onderdelen nog niet zijn gemonteerd!



Confrontate questa distinta materiali prima con il contenuto del pacchetto! Vi preghiamo di comprendere che eventuali reclami possono essere accolti solo prima del montaggio!



First compare the list of materials with your package contents! Please understand that complaints can be processed in the non-built status only!



Start med at kontrollere materialelisten med indholdet af den leverede pakke! Vi gør venligst opmærksom på at reklamationer kun kan behandles for materialer som ikke er blevet bearbejdet!



Nejprve přezkontrolujte obsah balení podle materiálového listu! Mějte pochopení pro to, že případnou reklamaci se můžeme zabývat pouze tehdy, když díly nebudou smontované! Za pomoci tohoto seznamu můžete jednotlivé díly přiřadit k montážnímu návodu.



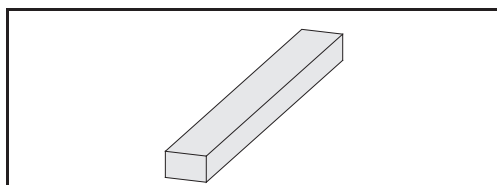
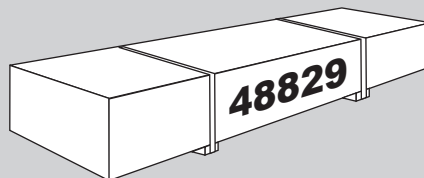
Commencez par comparer la liste du matériel avec le contenu de votre paquet! Sachez que nous traitons uniquement les réclamations concernant le matériel à l'état non monté!




En primer lugar, compare la lista de material con el contenido del paquete. Rogamos entienda que las reclamaciones sólo pueden ser tramitadas antes de montar el objeto!



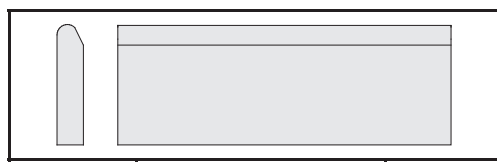
Najprej primerajte seznam materialov z vsebino paketa! Prosimo za razumevanje, saj lahko reklamacijo obravnavamo samo v stanju, ko je še neizgrajeno!




2 x B1	2085 x 38 x 18 mm	ID 51802
2 x B2	1998 x 95 x 18 mm	ID 48810
2 x B3	2059 x 95 x 18 mm	ID 48809
4 x B4	2390 x 95 x 18 mm	ID 43530
4 x B5	2390 x 120 x 18 mm	ID 60803
4 x B6	2953 x 120 x 18 mm	ID 63287
9 x B7	2970 x 140 x 26 mm	ID 15541
2 x B8	2010 x 45 x 38 mm	ID 57783
5 x B9	2916 x 60 x 40 mm	ID 48823
2 x B10	3035 x 60 x 40 mm	ID 48824
6 x B11	2400 x 45 x 45 mm	ID 48811
2 x B12	2880 x 45 x 45 mm	ID 48812




68 x R1	2970 x 96 x 19 mm	ID 79161
----------------	-------------------	----------



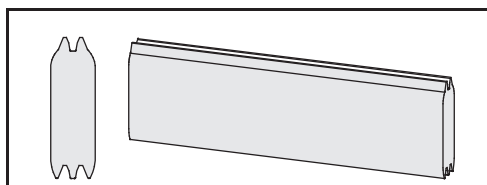
2 x R2	2000 x 58 x 17 mm	ID 62242
---------------	-------------------	----------



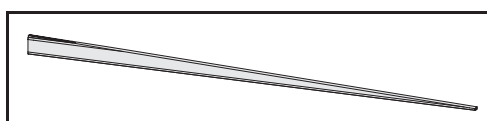
1 x R3	1997 x 45 x 45 mm	ID 74594
---------------	-------------------	----------



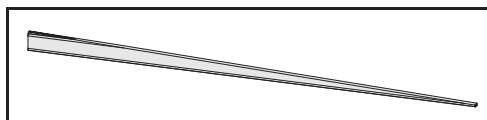
4 x R4	2042 x 45 x 45 mm	ID 74218
---------------	-------------------	----------




19 x W1	923 x 121 x 40 mm	ID 48825
19 x W2	1923 x 121 x 40 mm	ID 48826
48 x W3	2970 x 121 x 40 mm	ID 67538



1 x W4	2970 x 93 x 40 mm	ID 52417
---------------	-------------------	----------



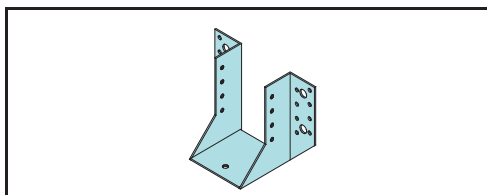
1 x W5	2970 x 93 x 40 mm	ID 52348
---------------	-------------------	----------



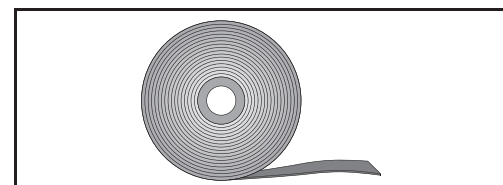
1 x W6	1047 x 80 x 40 mm	ID 51831
2 x W7	2047 x 80 x 40 mm	ID 51825



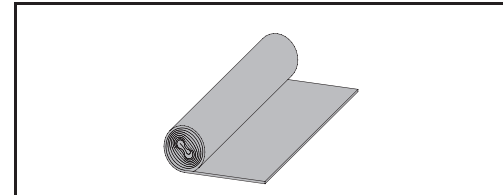
6 x M1	1600 x 30 x 30 mm	ID 61695
---------------	-------------------	----------




6 x		ID 33143
-----	--	----------



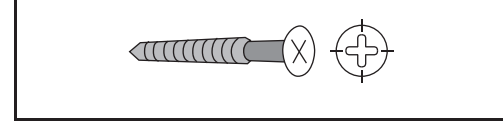
2 x	10 m	ID 14025
-----	------	----------



3 x	1 m	ID 77453
-----	-----	----------



670 x	2 x 50 mm	ID 5621
-------	-----------	---------



78 x	4 x 35 mm	ID 3687
205 x	4 x 50 mm	ID 3688
20 x	4,5 x 80 mm	ID 9204
400 x	5 x 70 mm	ID 93009



Vergleichen Sie zuerst die Material-liste mit Ihrem Paketinhalt! Bitte haben Sie Verständnis, dass Beanstandungen nur im nicht aufgebauten Zustand bearbeitet werden können!



Vergelijk eerst de lijst van materialen met de inhoud van uw pakket! Reclamaties kunnen alleen in behandeling worden genomen zolang de onderdelen nog niet zijn gemonteerd!



Confrontate questa distinta materiali prima con il contenuto del pacchetto! Vi preghiamo di comprendere che eventuali reclami possono essere accolti solo prima del montaggio!



First compare the list of materials with your package contents! Please understand that complaints can be processed in the non-built status only!



Start med at kontrollere materialelisten med indholdet af den leverede pakke! Vi gør venligst opmærksom på at reklamationer kun kan behandles for materialer som ikke er blevet bearbejdet!



Nejprve překontrolujte obsah balení podle materiálového listu! Mějte pochopení pro to, že případnou reklamaci se můžeme zabývat pouze tehdy, když díly nebudou smontované! Za pomoci tohoto seznamu můžete jednotlivé díly přiřadit k montážnímu návodu.



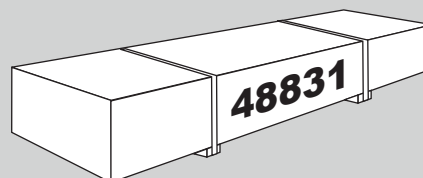
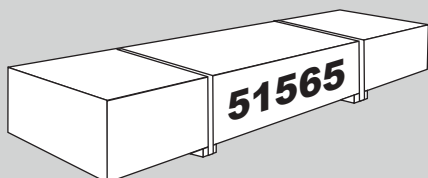
Commencez par comparer la liste du matériel avec le contenu de votre paquet! Sachez que nous traitons uniquement les réclamations concernant le matériel à l'état non monté!



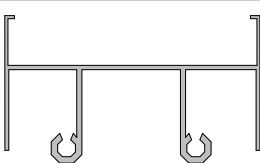
En primer lugar, compare la lista de material con el contenido del paquete. Rogamos entienda que las reclamaciones sólo pueden ser tramitadas antes de montar el objeto!



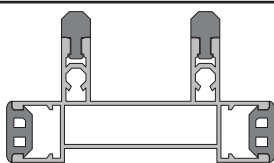
Najprej primerajte seznam materialov z vsebino paketa! Prosimo za razumevanje, saj lahko reklamacijo obravnavamo samo v stanju, ko je še neizgrajeno!



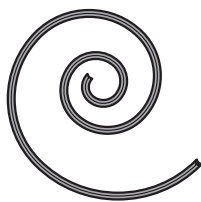
2 x **Z1** | 2000 x 32 x 63 mm



1 x **Z2** | 1962 x 35 x 60 mm



1 x **Z3** | 1962 x 35 x 60 mm




1 x



1 x **Z5** | 2000 x 1000 x 40 mm



1 x **Z7** | 51565 1000 x 40 mm | ID 48831




1 x **Z6** | 2000 x 1000 x 40 mm



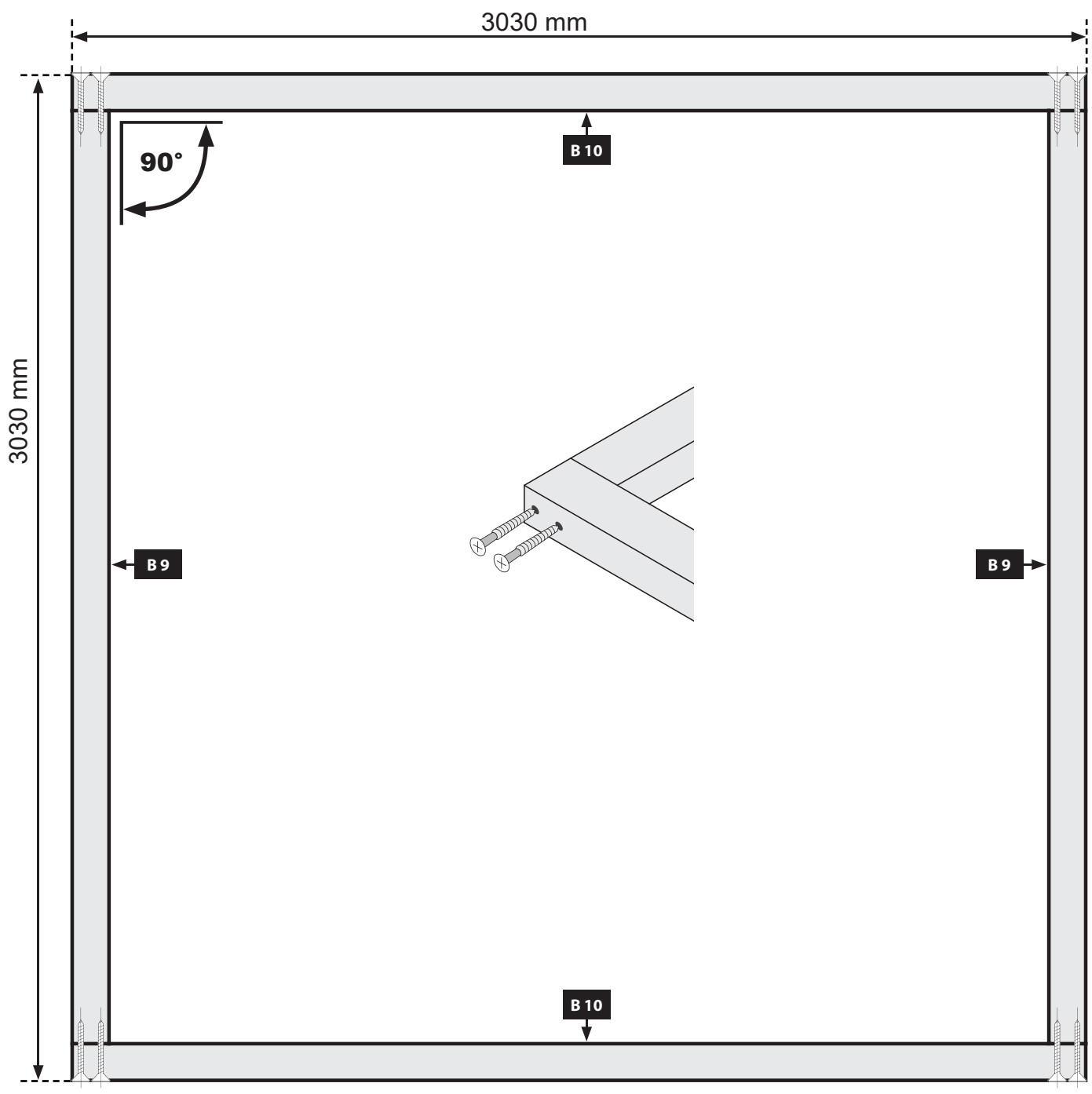
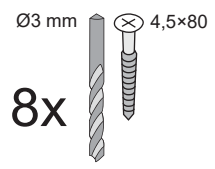
4 x | 4,2 x 50 mm



10 x | 4,2 x 50 mm



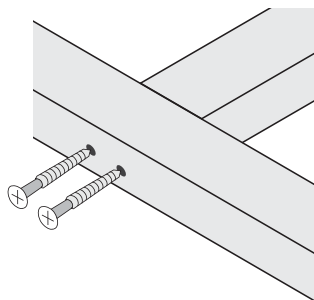
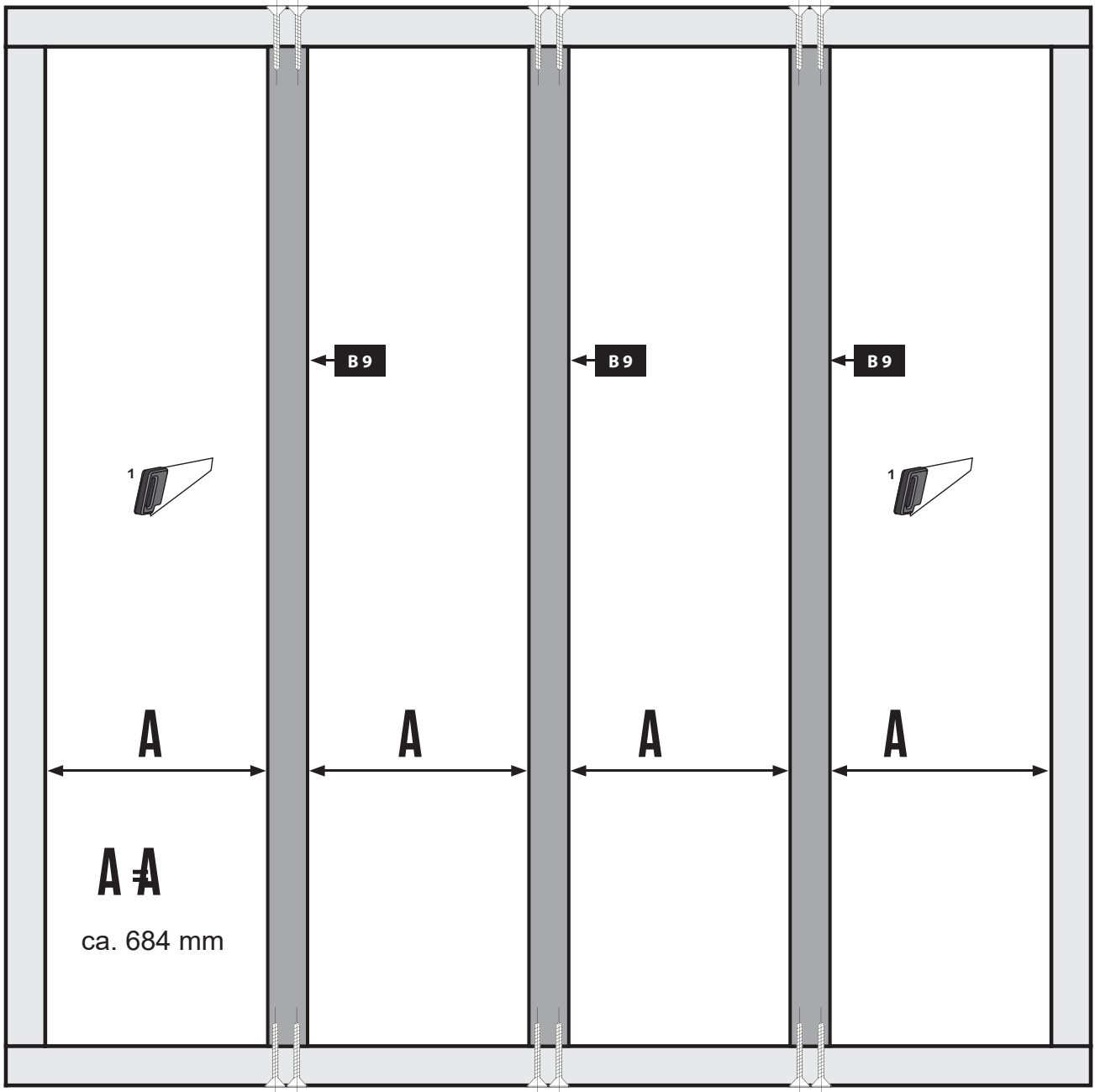
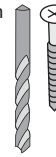
16 x | 4,8 x 32 mm

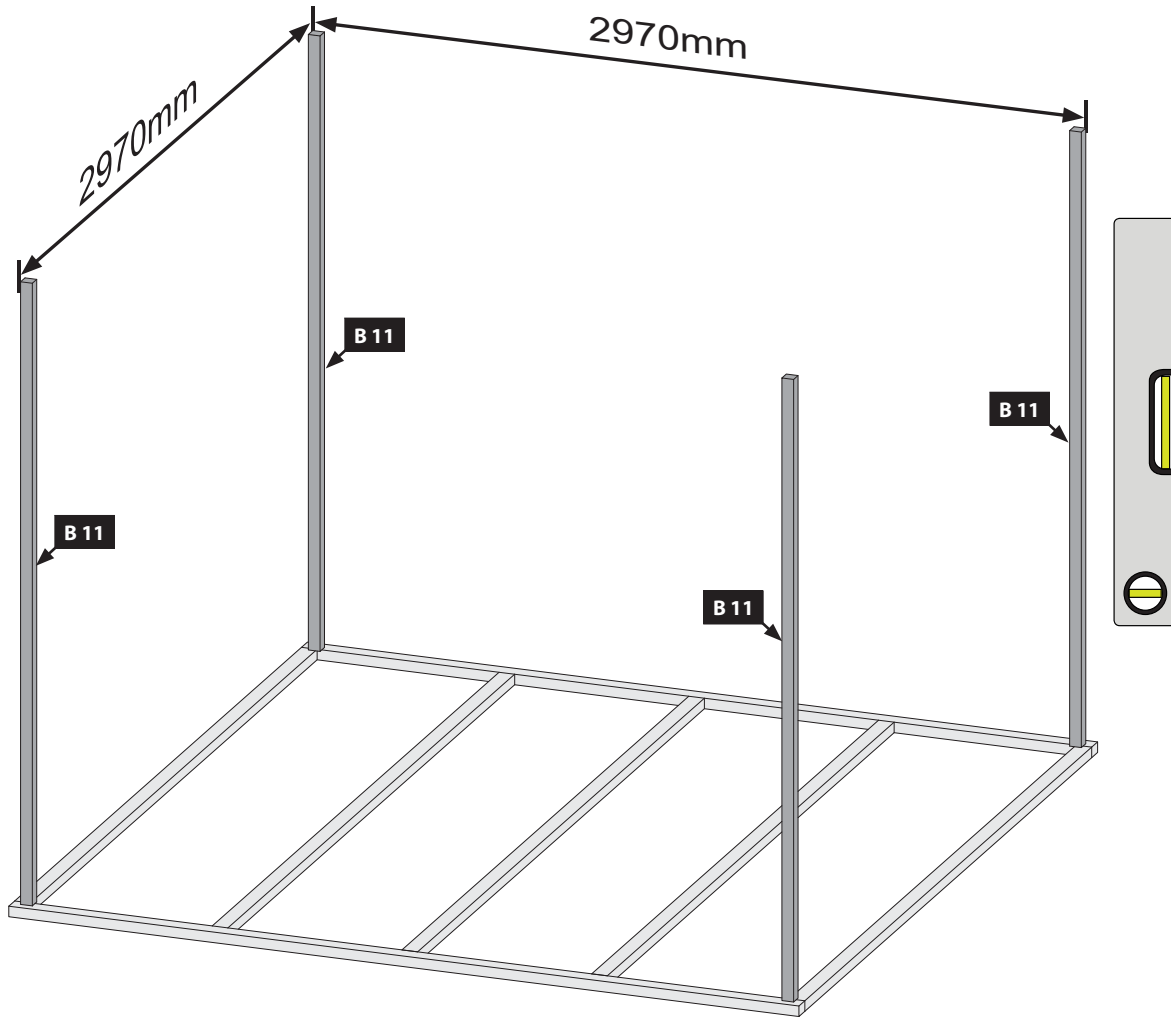




Ø3 mm 4,5×80

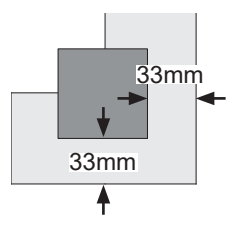
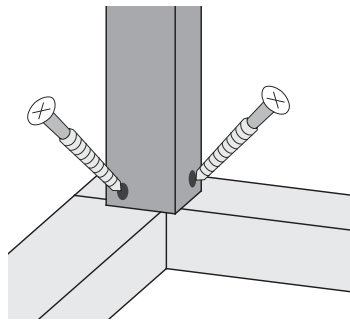
12x






Ø3mm 4x50

8x




 Leim! Achten Sie auf die gleiche Höhe

 Glue! Look for the same height


 Colle! Faites attention à la même hauteur

 Lijm! Besteed aandacht aan de dezelfde hoogte

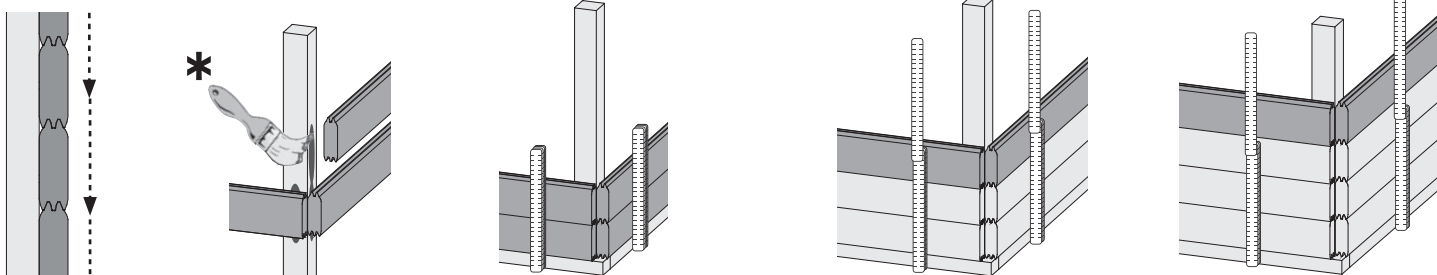
 Lim! Vær opmærksom på samme højde

 Pegamento! Prestar atención a la misma altura

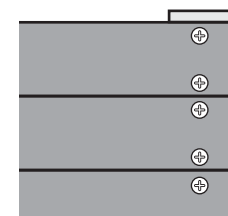
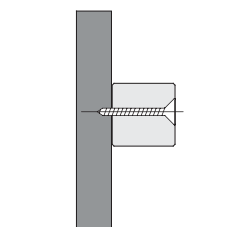
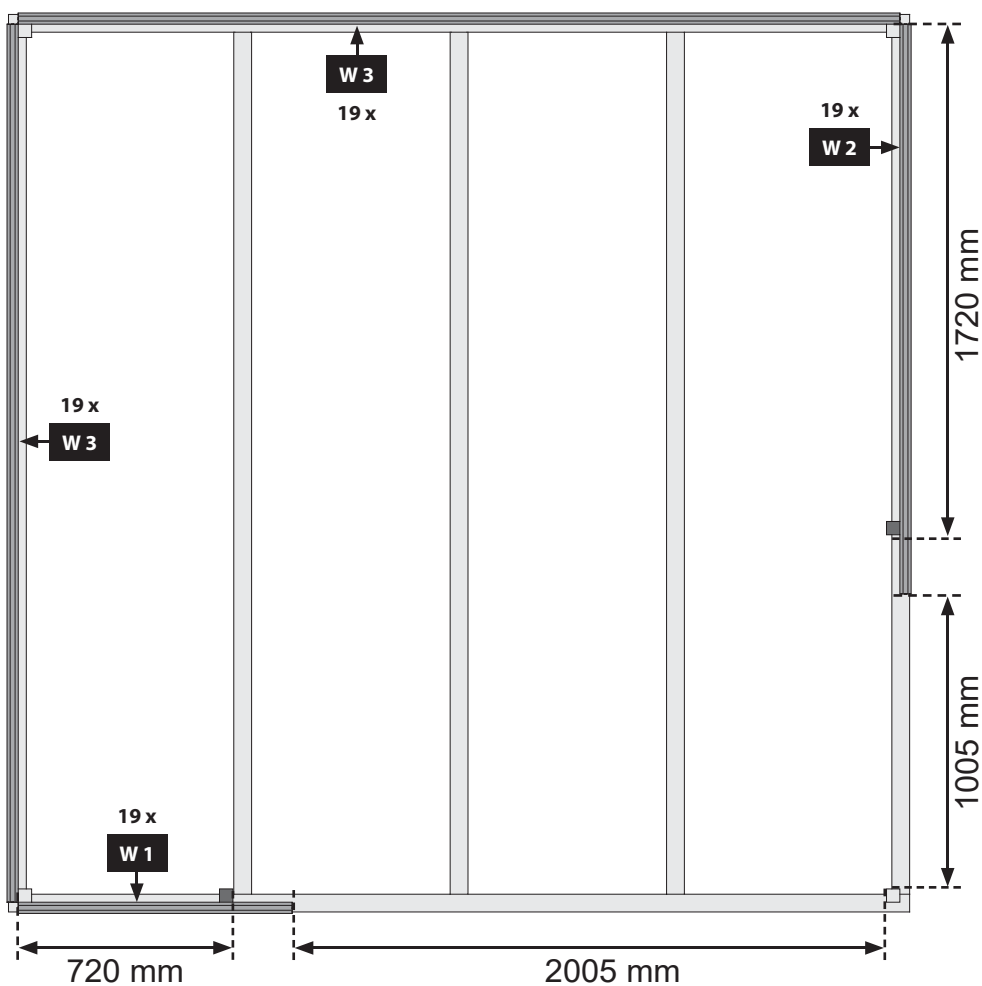
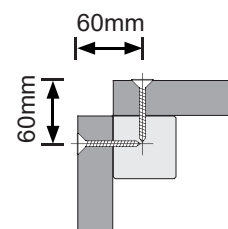
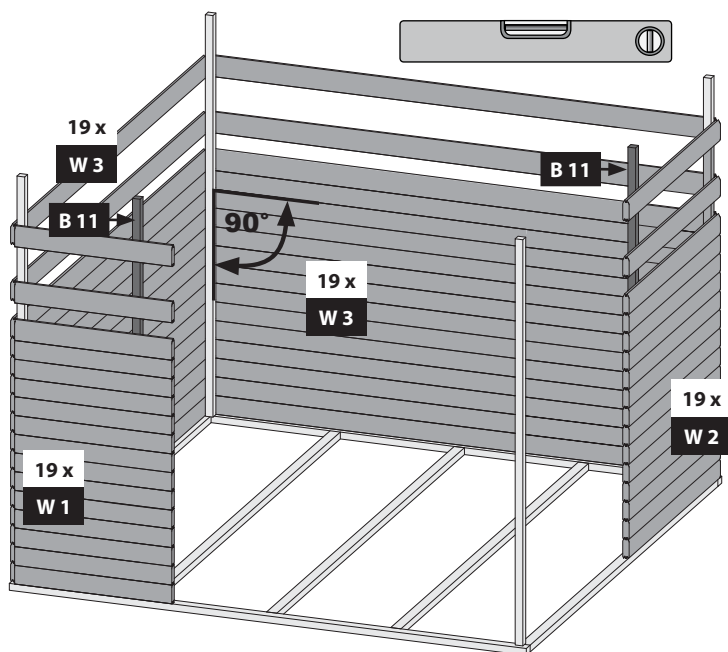
 Colla! Prestare attenzione alla stessa altezza

 Klíž! Dávejte pozor na stejnou výšku

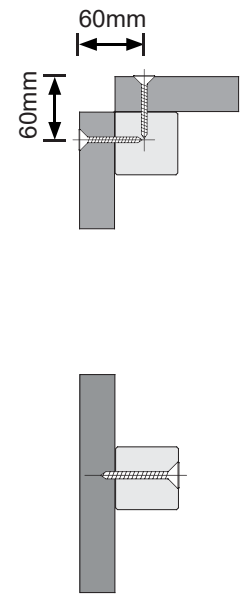
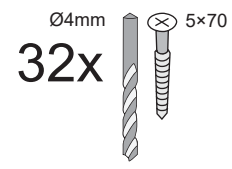
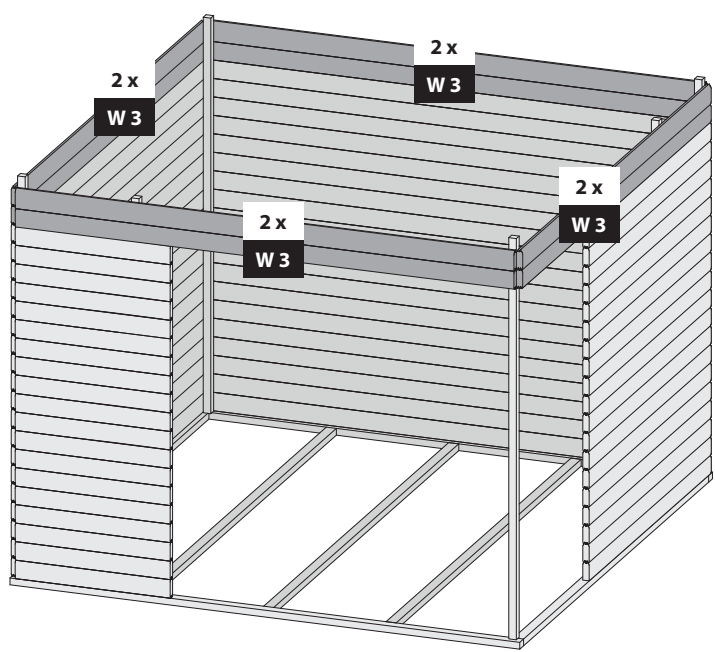
 Lepite! Iščite enako višino.



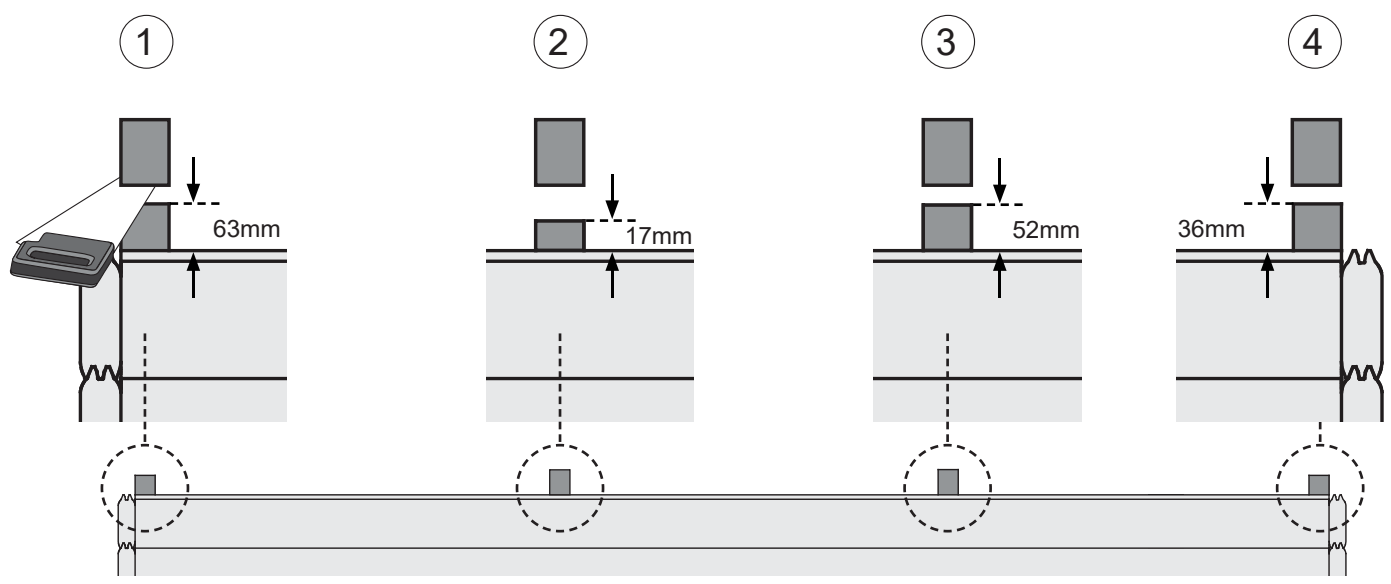
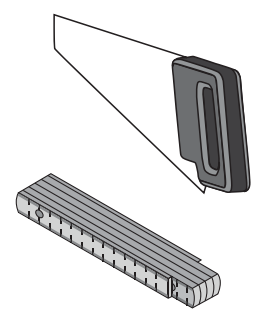
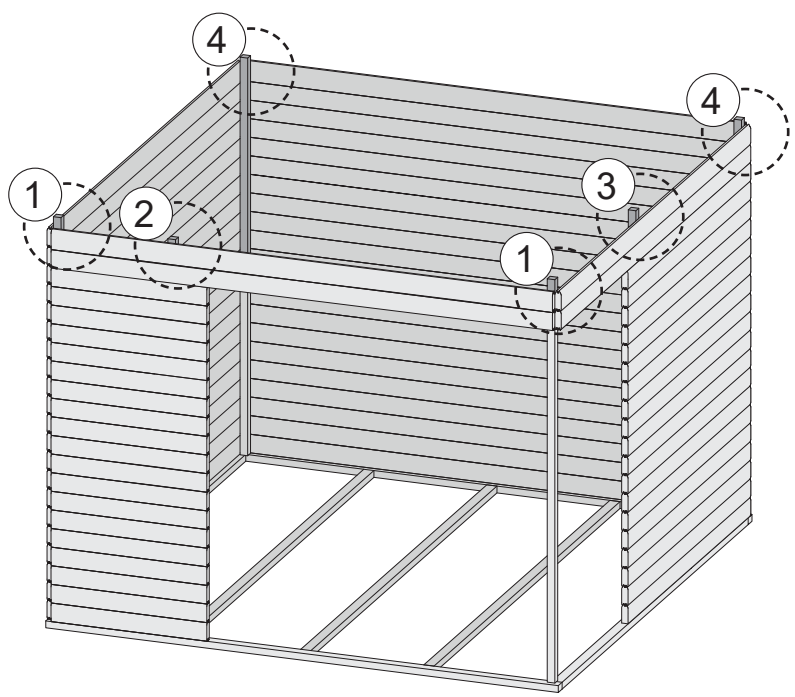
04

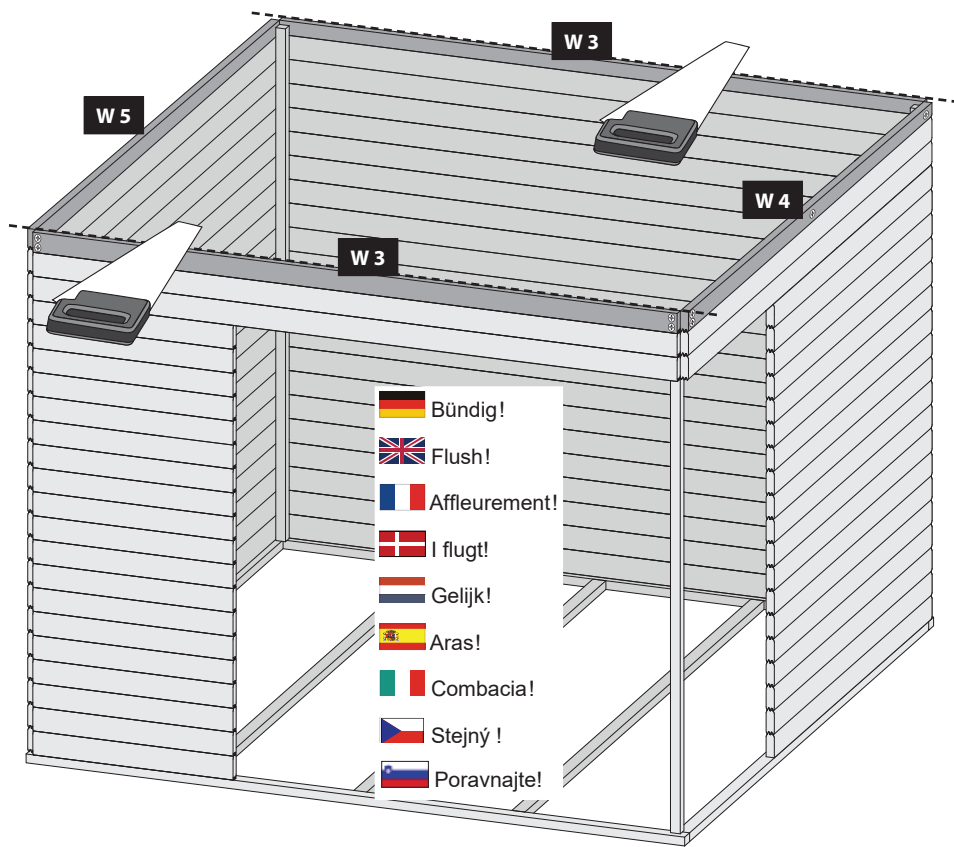


05

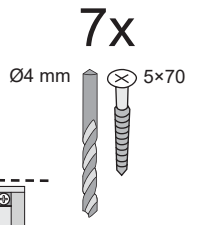

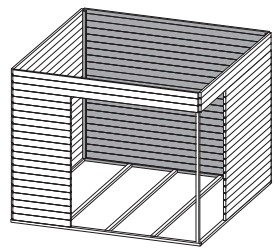
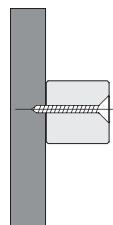
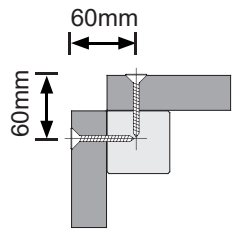
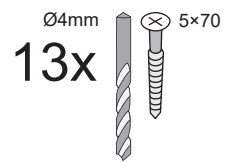


06

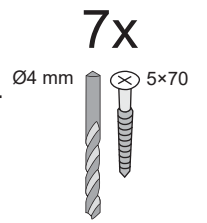
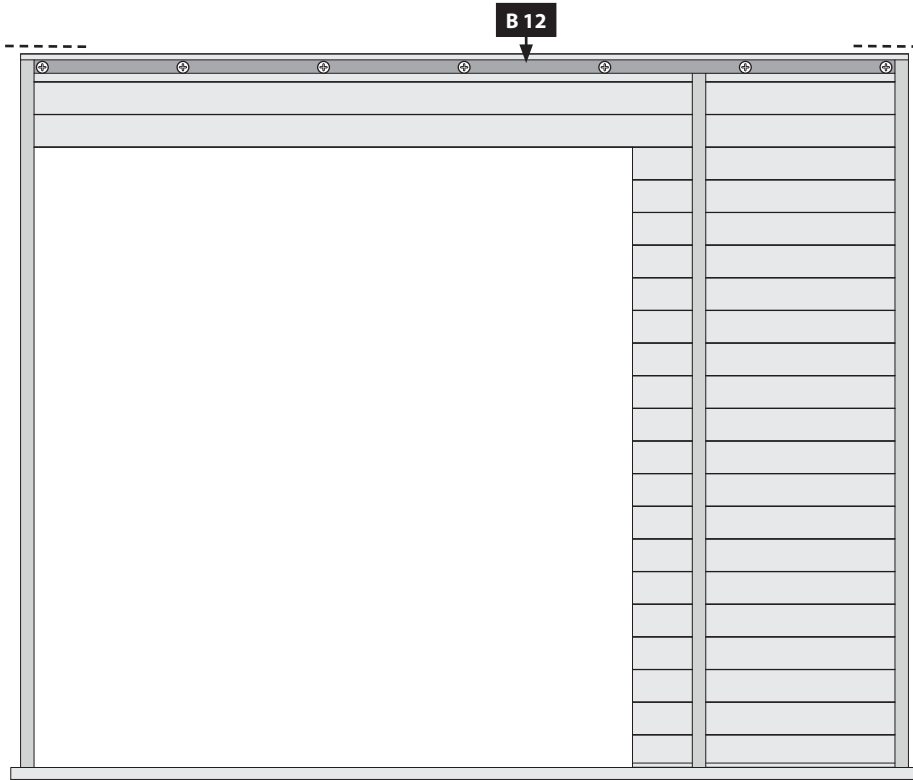
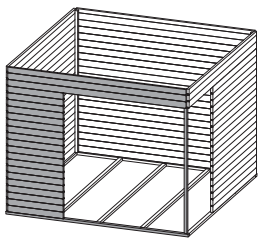




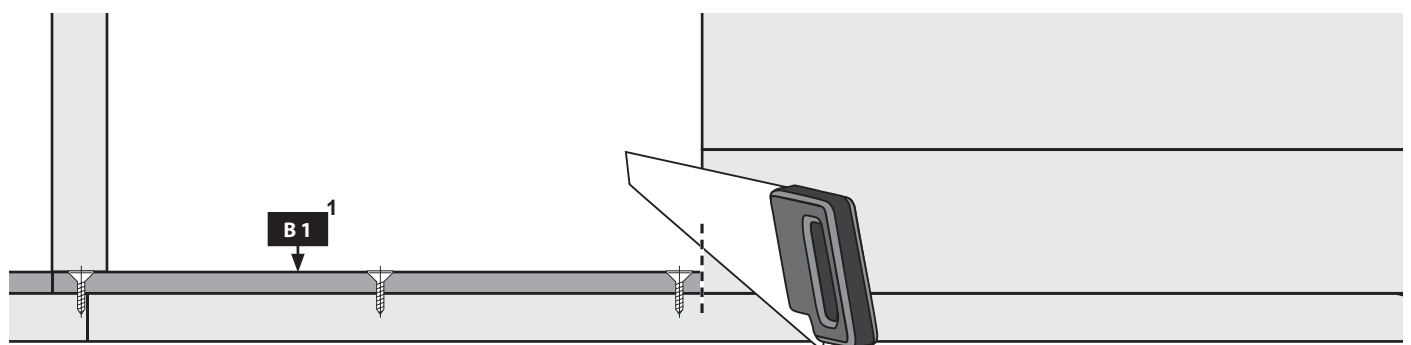
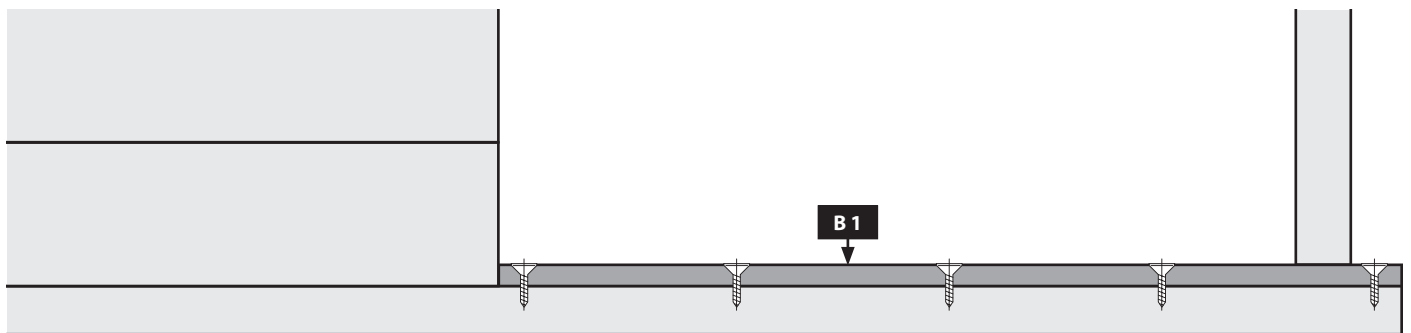
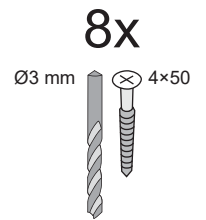
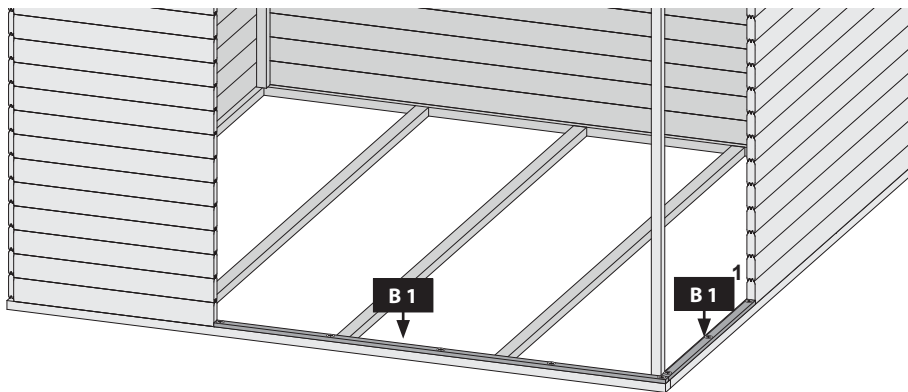
-  Bündig!
-  Flush!
-  Affleurement!
-  I flugt!
-  Gelijk!
-  Aras!
-  Combacia!
-  Stejný !
-  Poravnajte!

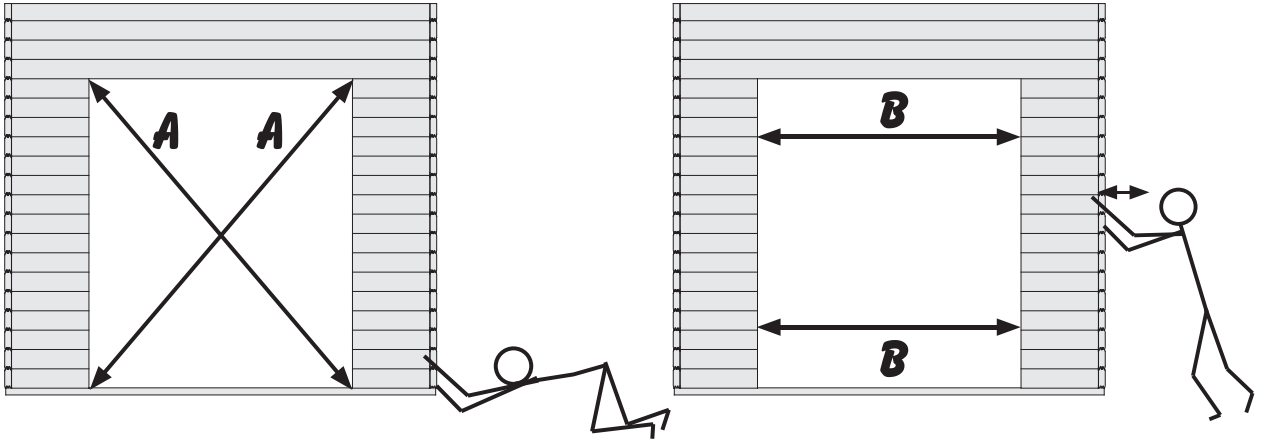


-  Bündig!
-  Flush!
-  Affleurement!
-  I flugt!
-  Gelijk!
-  Aras!
-  Combacia!
-  Stejný !
-  Poravnajte!

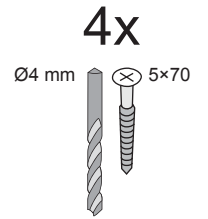
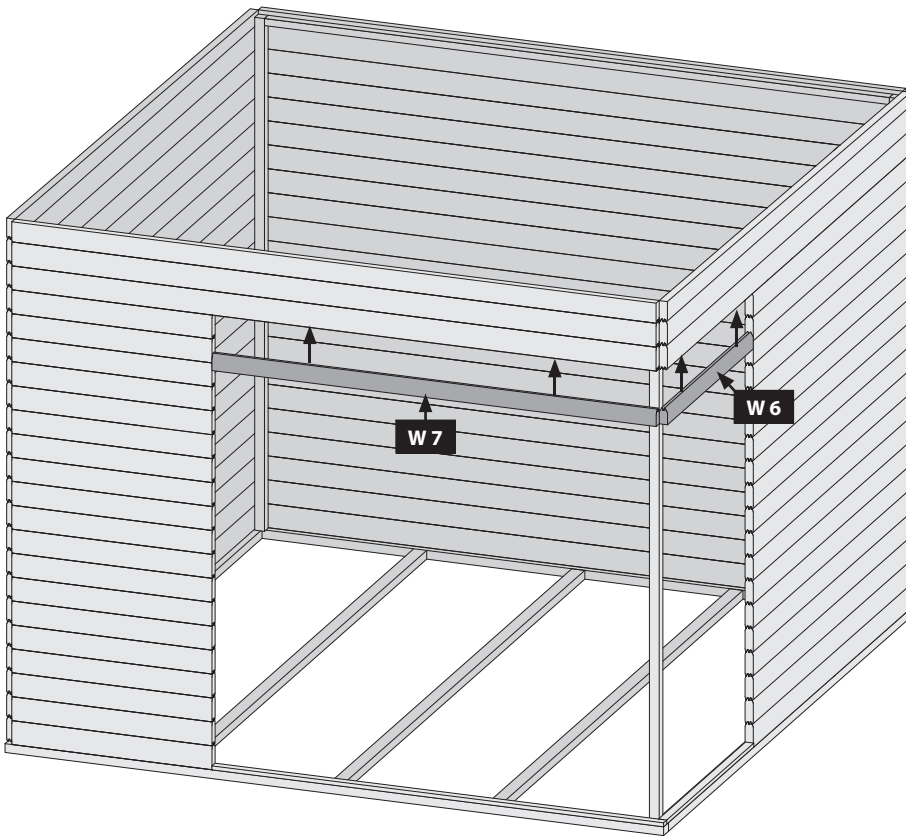


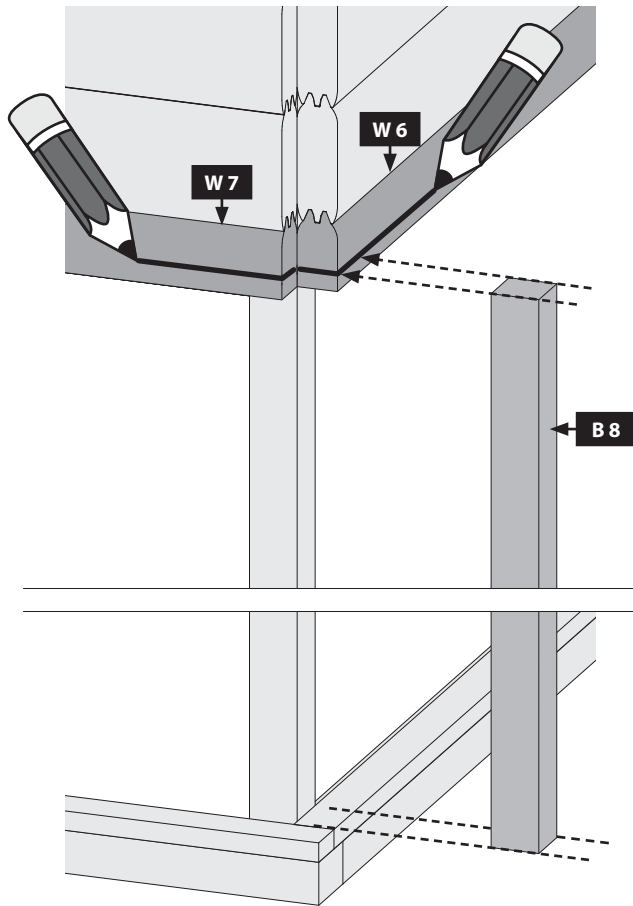
- Bündig!
- Flush!
- Affleurement!
- I flugt!
- Gelijk!
- Aras!
- Combacia!
- Stejný !
- Poravnajte!



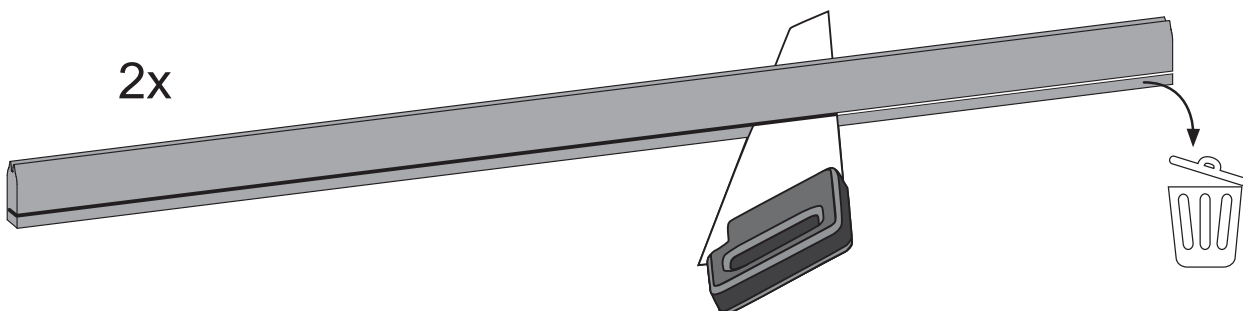
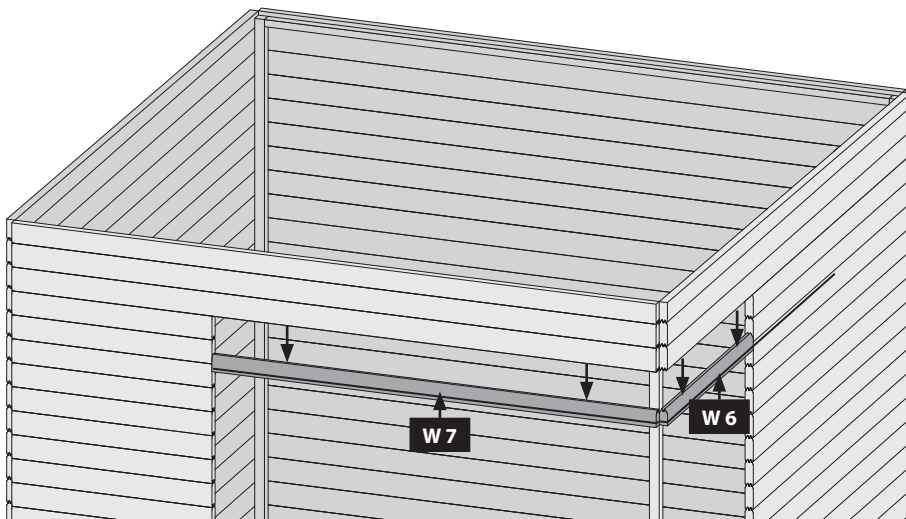


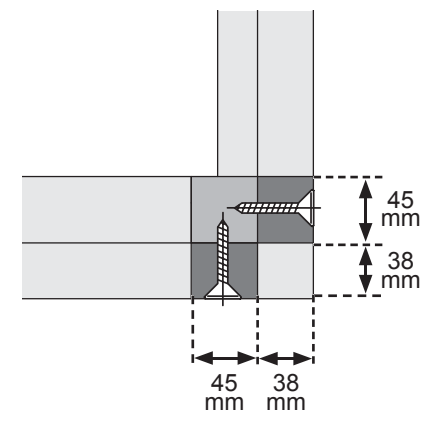
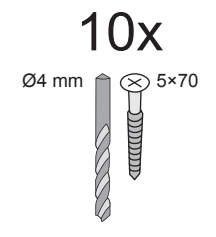
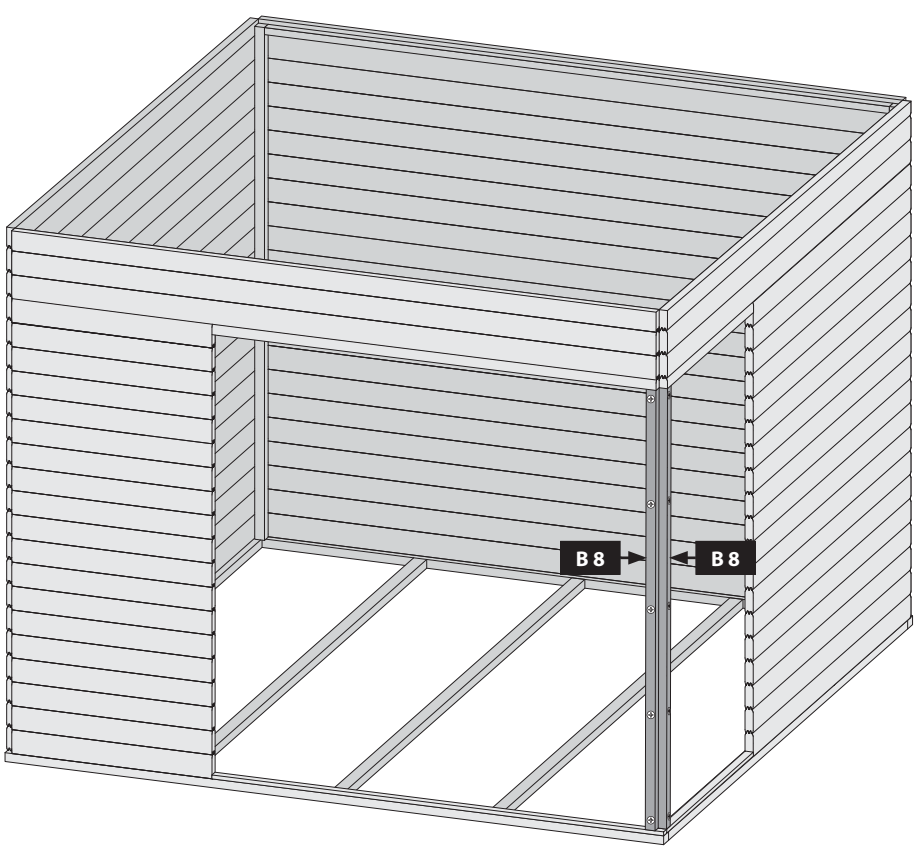
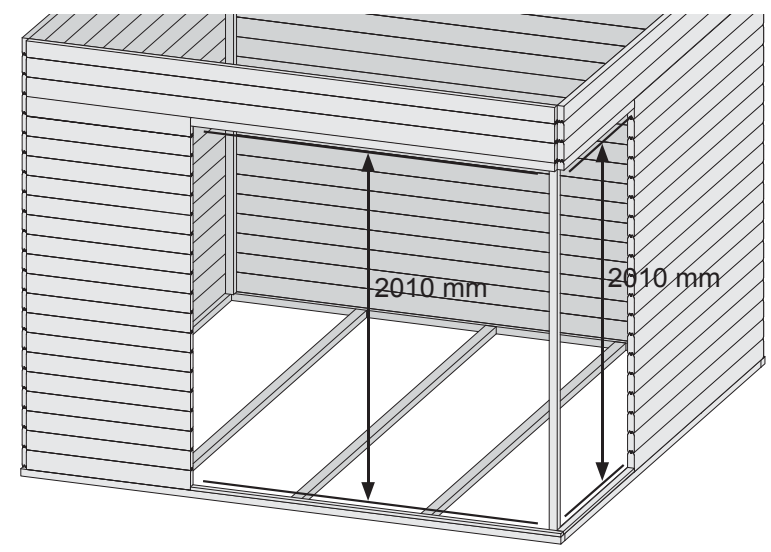
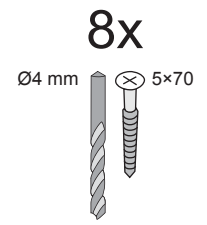

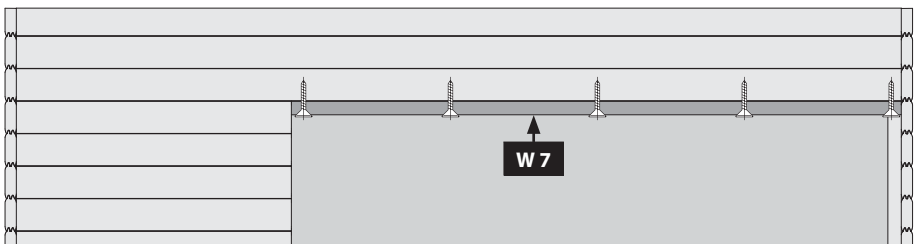
11





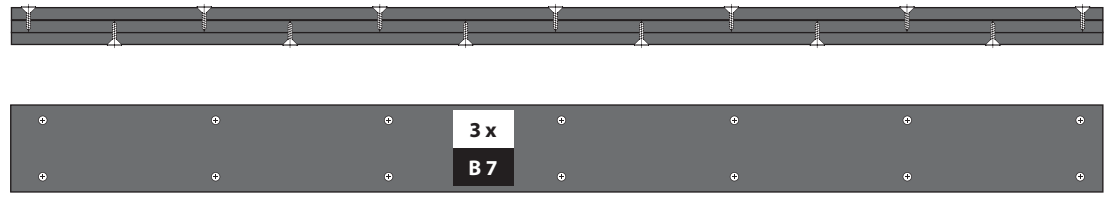
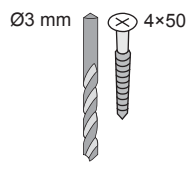
-  Bündig!
-  Flush!
-  Affleurement!
-  I flugt!
-  Gelijk!
-  Aras!
-  Combacia!
-  Stejný !
-  Poravnajte!





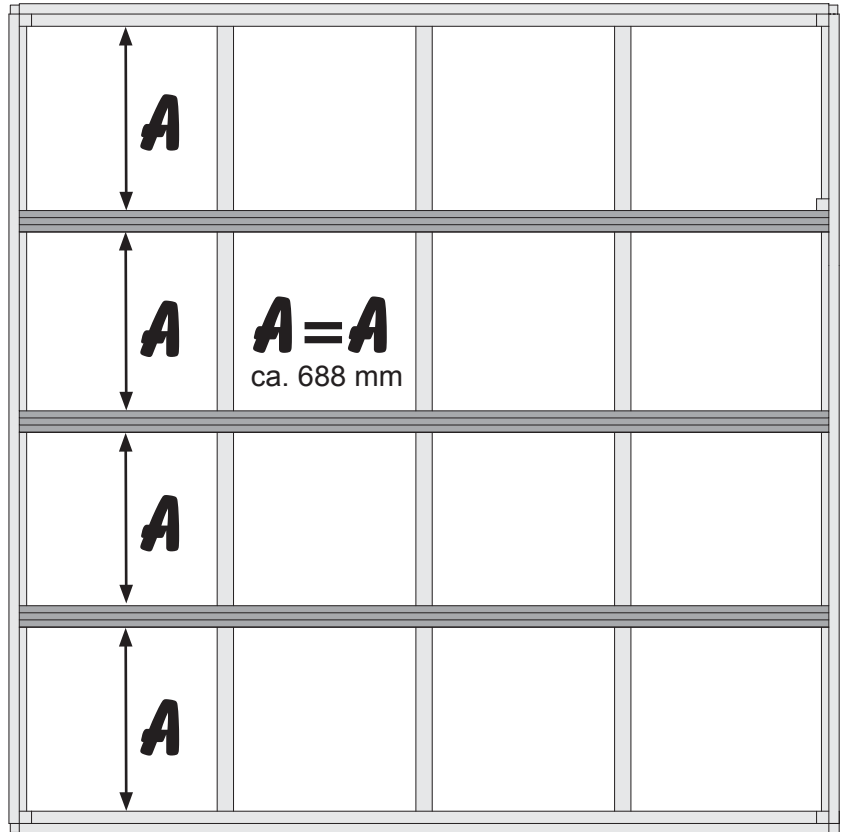
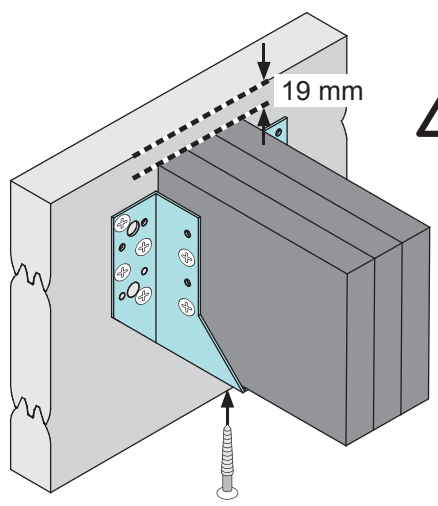
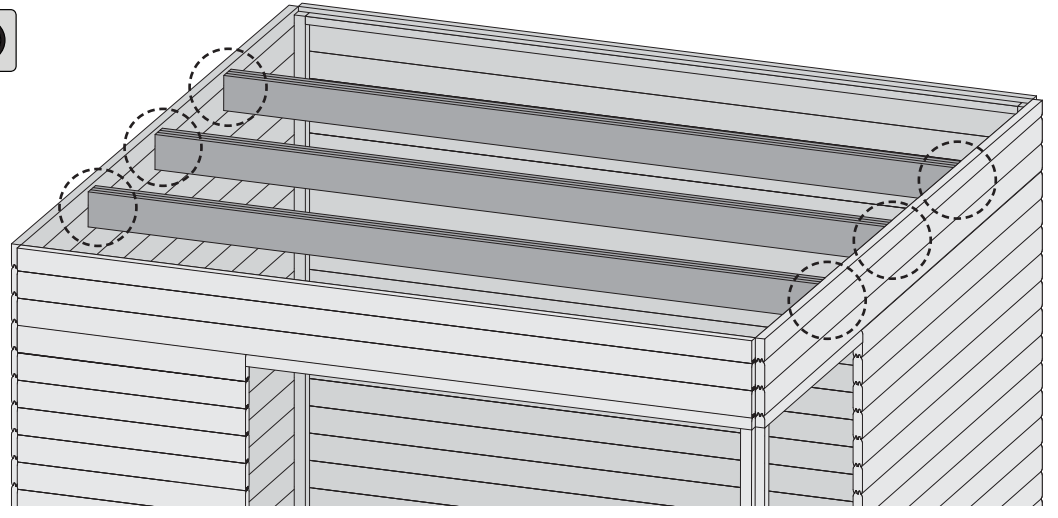
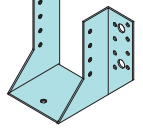
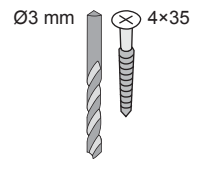
78x


3x



78x


6x








 Schmale Seite nach oben

 Narrow side up


 Estrecha hacia arriba

 Narrow vers le haut

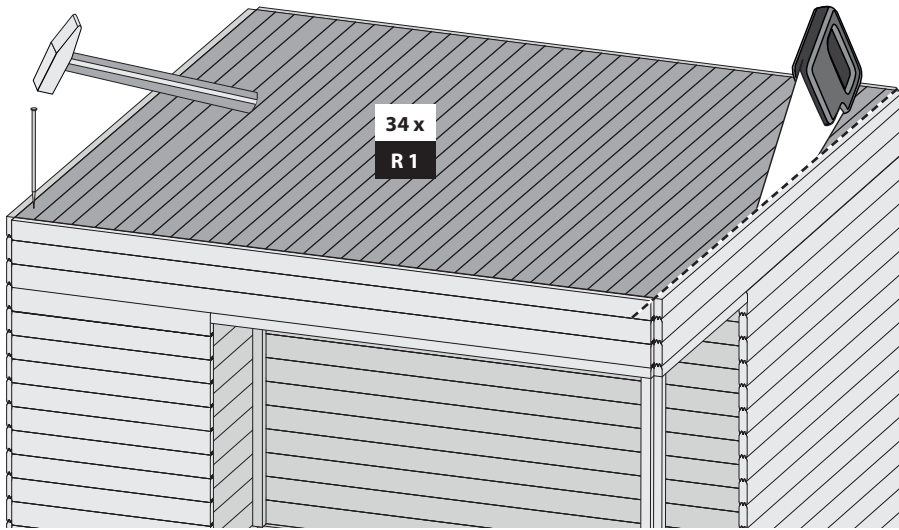
 Stretta verso l'alto

 Smalle kant naar boven

 Úzká stranou nahoru

 Ozka stran navzgor

~335x



 Bündig!

 Flush!

 Affleurement!

 I flugt!



 Gelijk!

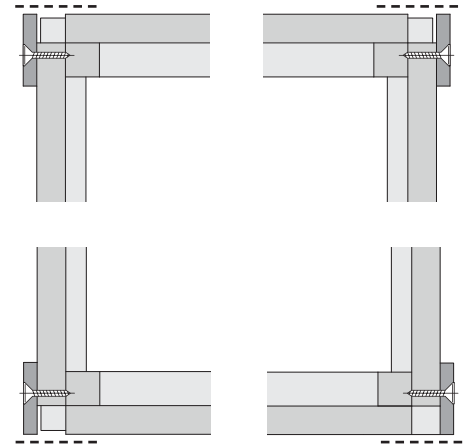
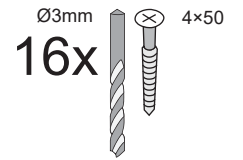
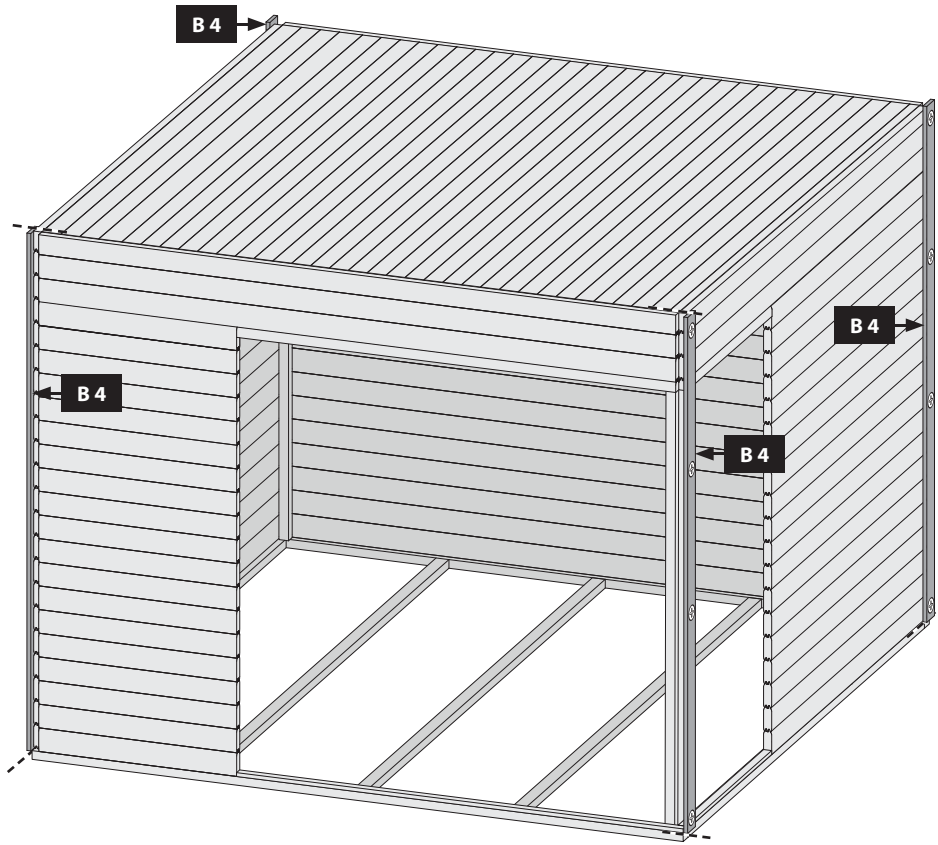
 Aras!

 Combacia!

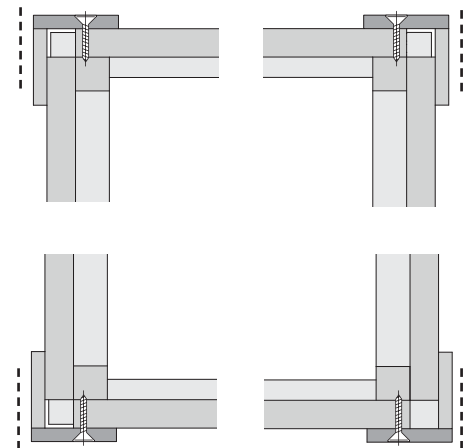
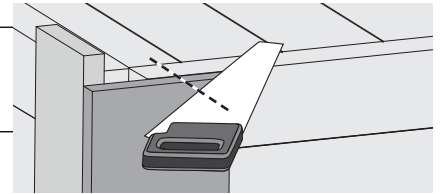
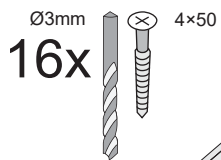
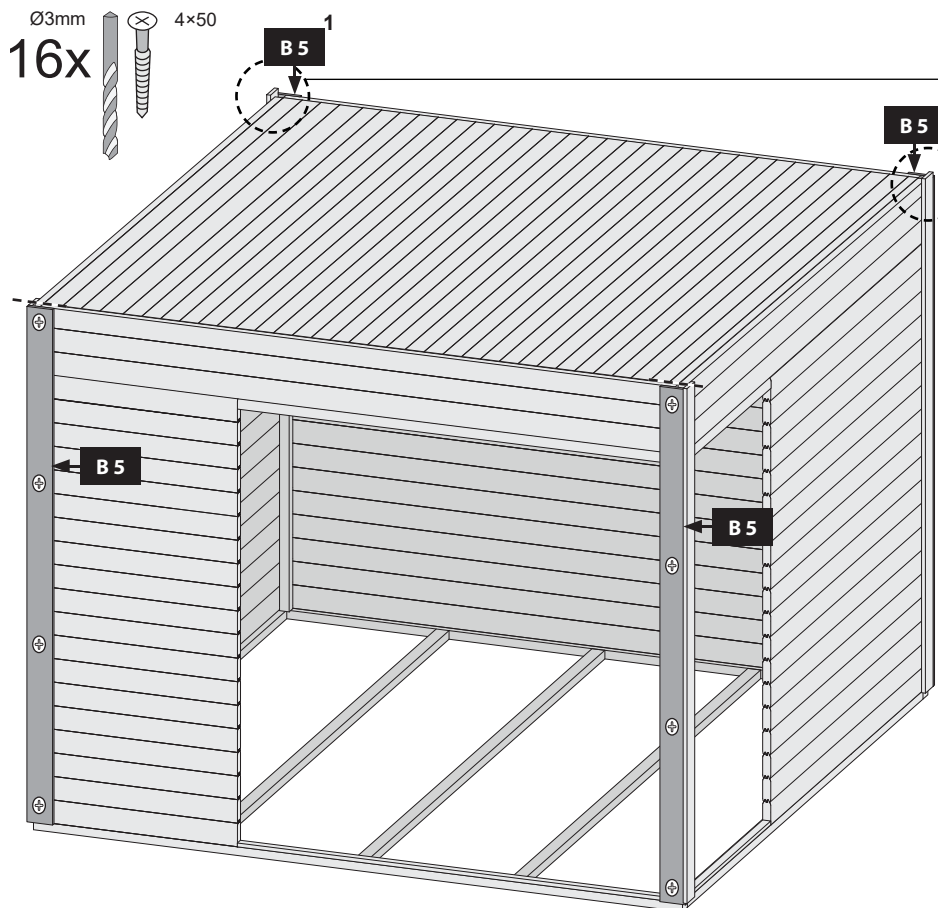
 Stejný !



 Poravnajte!

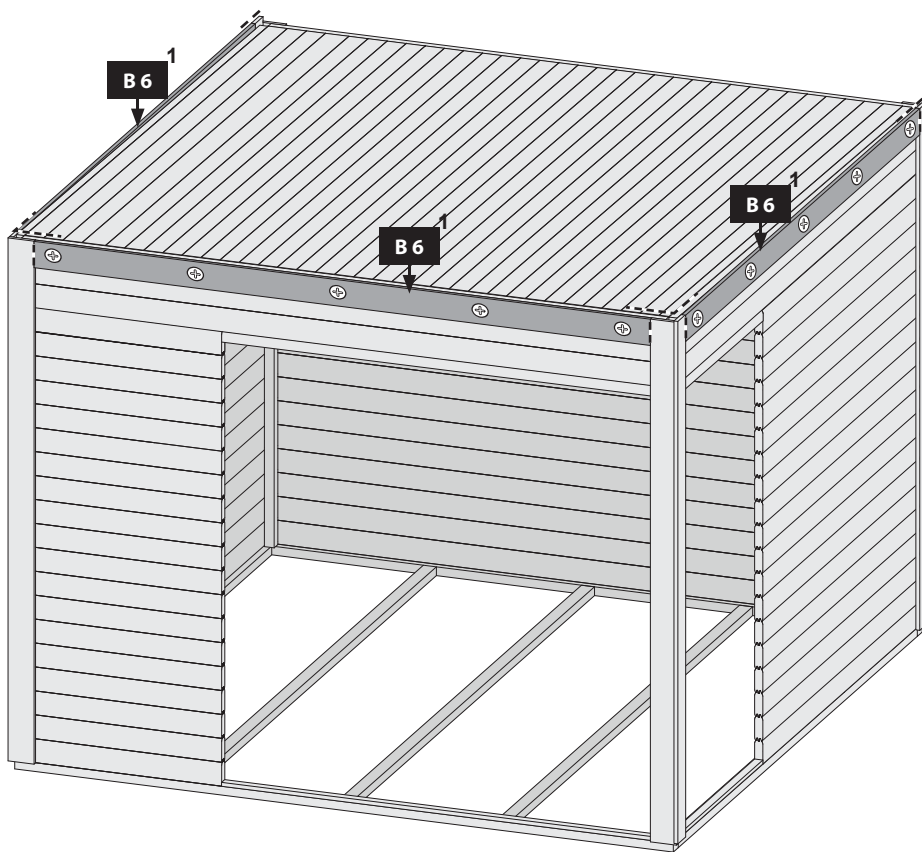
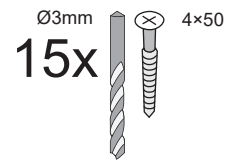




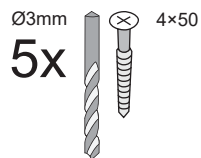
- | | |
|---|---|
|  Bündig! |  Gelijk! |
|  Flush! |  Aras! |
|  Affleurement! |  Combacia! |
|  I flugt! |  Stejný ! |
|  Poravnajte! | |



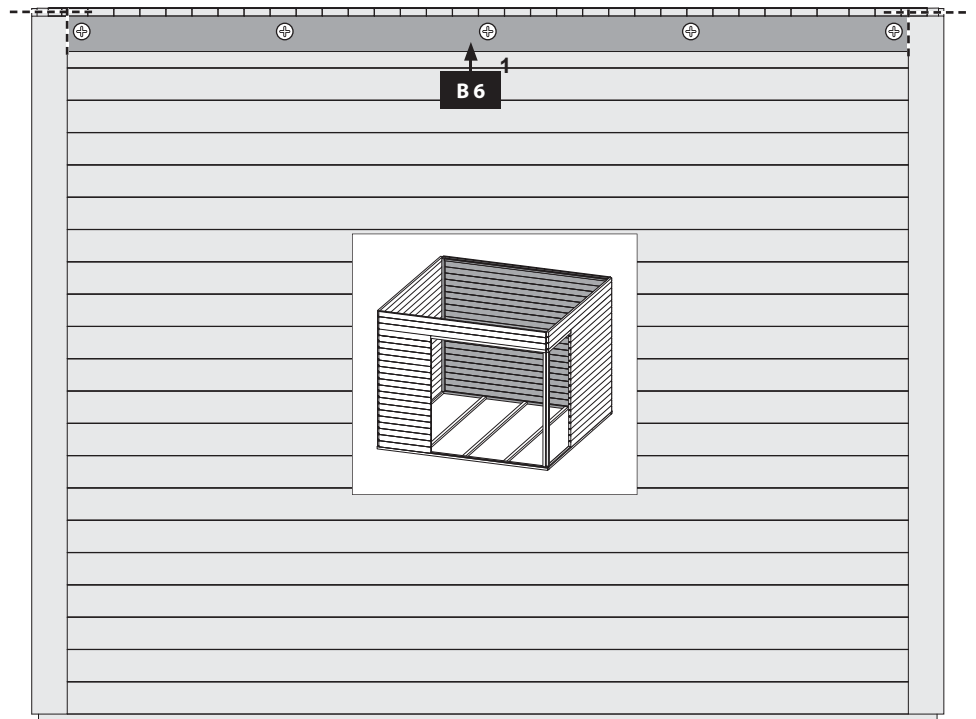
- | | |
|---|---|
|  Bündig! |  Gelijk! |
|  Flush! |  Aras! |
|  Affleurement! |  Combacia! |
|  I flugt! |  Stejný ! |
|  Poravnajte! | |

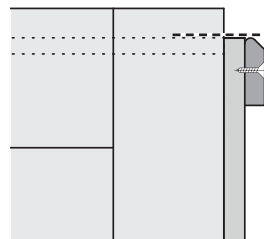
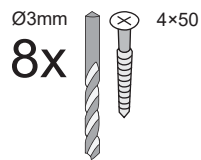


-  Bündig!
-  Flush!
-  Affleurement!
-  I flugt!
-  Gelijk!
-  Aras!
-  Combacia!
-  Stejný !
-  Poravnajte!

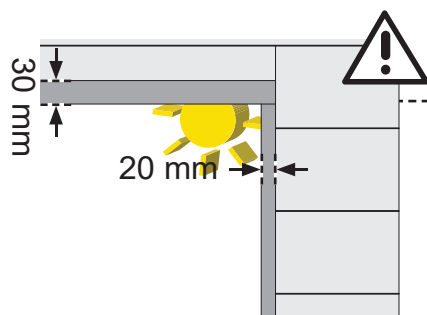
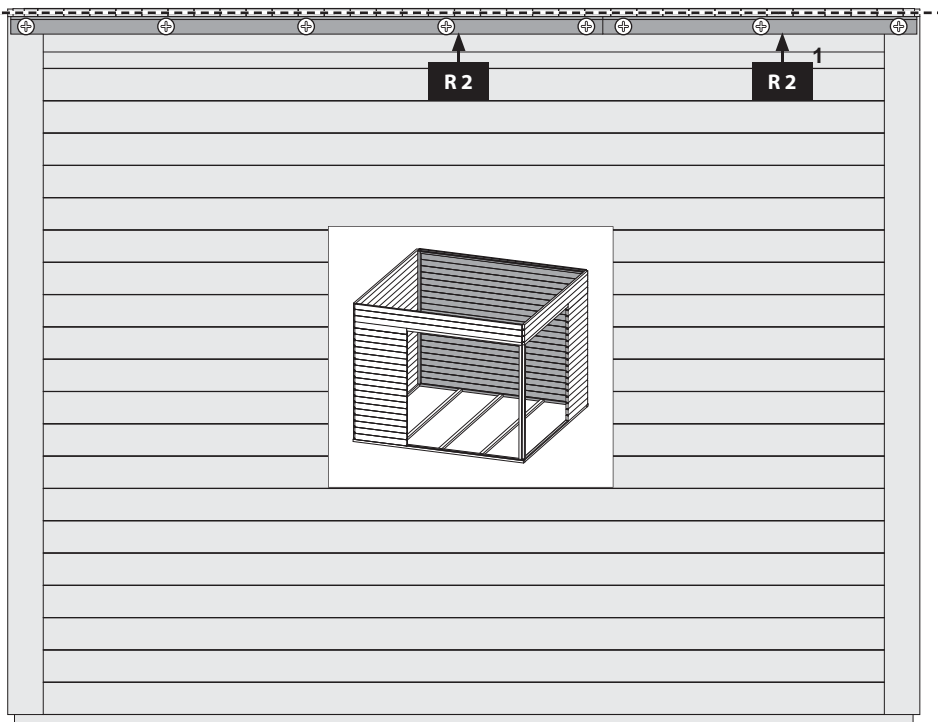


-  Bündig!
-  Flush!
-  Affleurement!
-  I flugt!
-  Gelijk!
-  Aras!
-  Combacia!
-  Stejný !
-  Poravnajte!

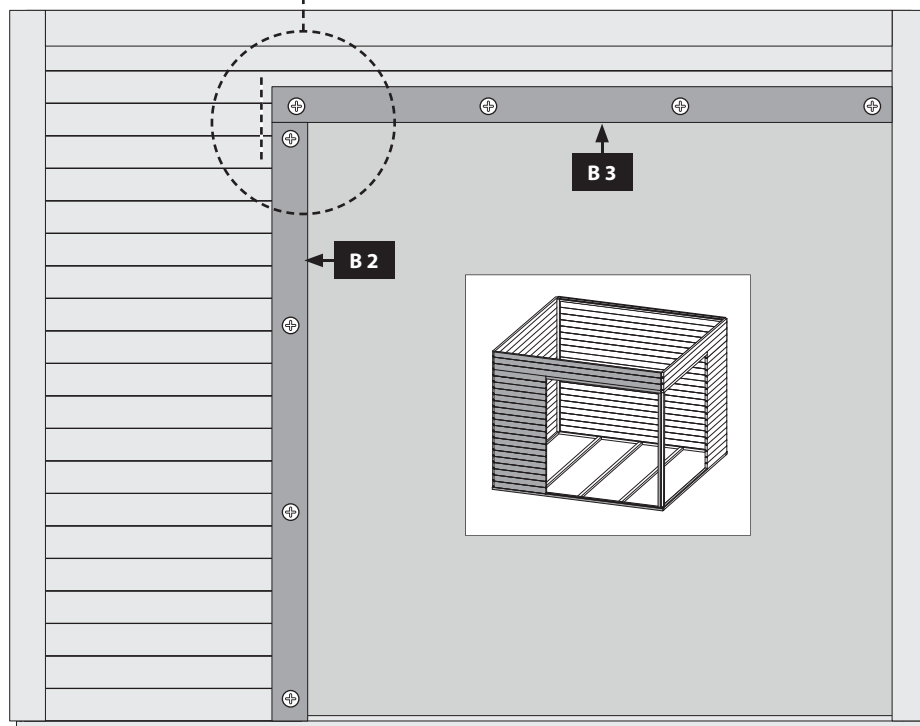
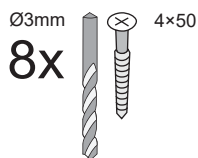


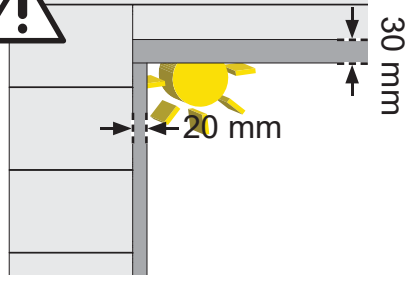


-  Bündig!
-  Flush!
-  Affleurement!
-  I flugt!
-  Gelijk!
-  Aras!
-  Combacia!
-  Stejný !
-  Poravnajte!

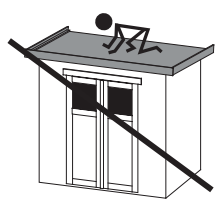


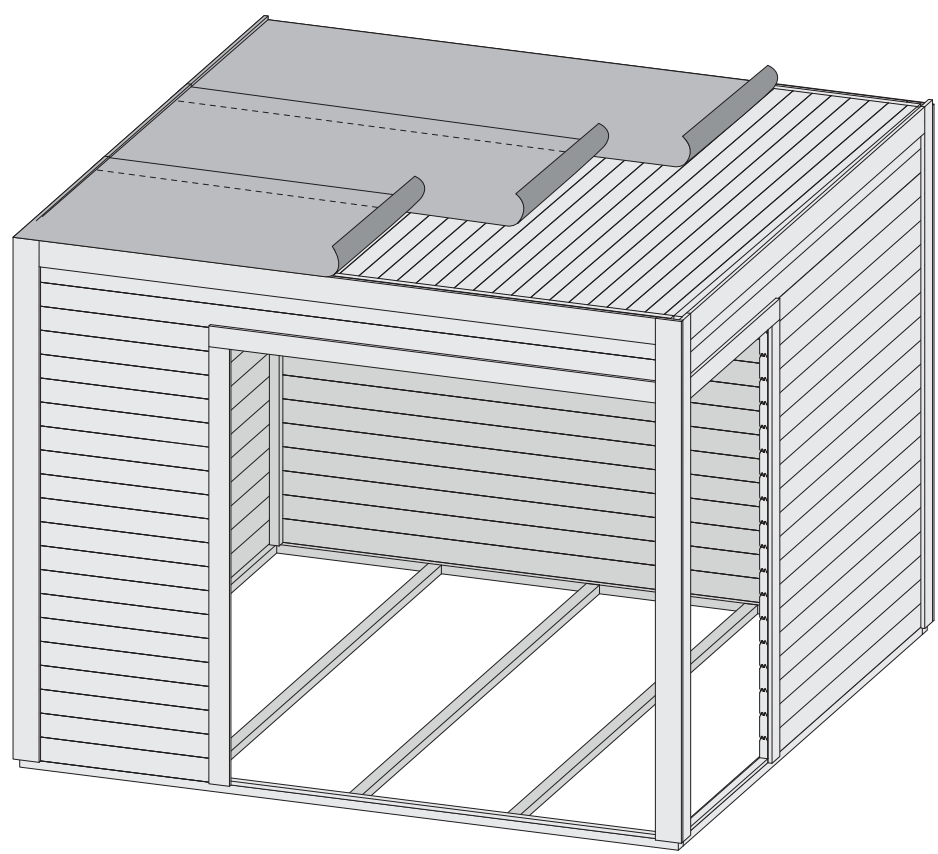
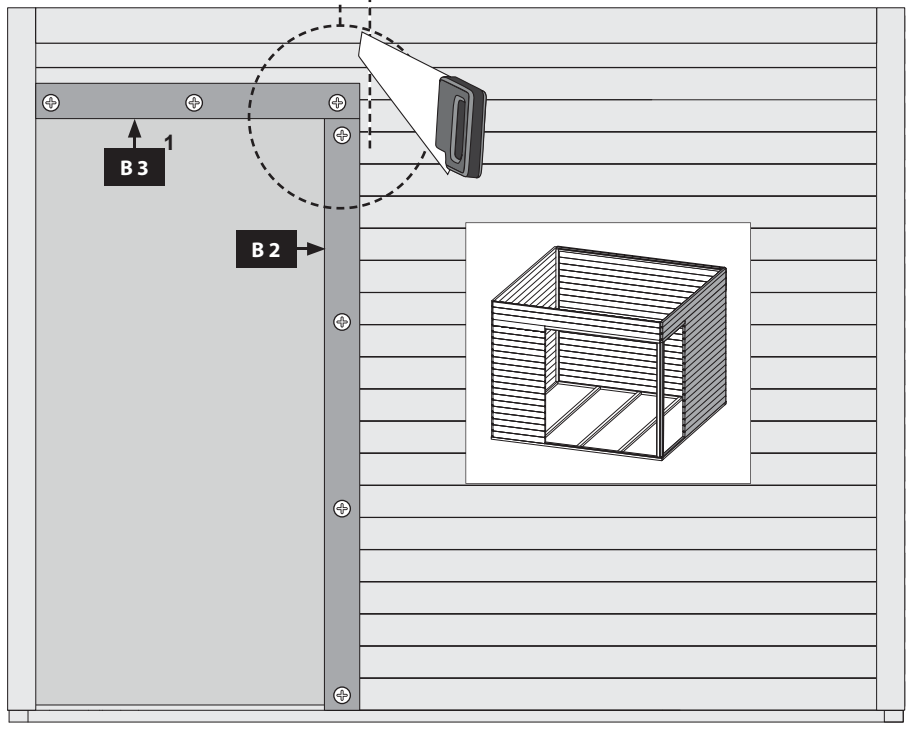
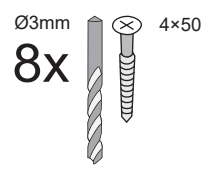


-  Bündig!
-  Flush!
-  Affleurement!
-  I flugt!
-  Gelijk!
-  Aras!
-  Combacia!
-  Stejný !
-  Poravnajte!





-  Bündig!
-  Flush!
-  Affleurement!
-  I flugt!
-  Gelijk!
-  Aras!
-  Combacia!
-  Stejný !
-  Poravnajte!




Navodila za polaganje



Karibu strešna folija se lepi na lesene podkonstrukcije, kovino, bitumen, beton, zidovje in plastične mase (razen PVC). Ne lepi se na silikon. Podlaga mora biti suha, čista, brez olja in odporna proti obrabi.

Temperatura pri obdelavi naj bo nad 10 stopinj Celzija. Folijo shranjujte v hladnejših letnih časih pred polaganjem v zaprtih prostorih. Optimalno lepljenje dosežete pri višjih temperaturah. Pazite, da izravnate morebitne neravnine pred polaganjem folije. Pred polaganjem preverite, ali je izdelek primeren za področje uporabe.

Če je podlaga umazana, je potrebno nanesti bitumenski predpremaz (z vsebnostjo topil ali brez njih).



- Polaganje trakov se izvaja vzdolžno ali prečno z minimalnim prekrivanjem 10 cm. Pred odstranitvijo spodnje folije, odvijte približno 2 m traku, da ga stransko poravnate. Nato obrnite začetek role in odstranite zaščitno folijo na spodnji strani traku približno 20 cm, da trak pritrдите z lepilno površino na podlago (Slika 1)
- Nato znova odvijte trak nazaj do lepljenega/pritrjenega začetka role.
- Nato odvijte trak z enakomernim odstranjevanjem spodnje folije (Slika 2) in pazite, da ne pride do zračnih mehurčkov. Zračne mehurčke je treba enakomerno iztisniti proti zunanosti.
- Posebno pozornost posvetite območju prekrivanja, da dosežete dobro lepljenje. Najboljši učinek lepljenja lahko dosežete s pritisknim valjem (Slika 3).



PODROČJE UPORABE / Izdelek

Hladno samolepilna strešna folija s površinsko aluminizirano plastjo za pokrivanje pomožnih streh, kot so na primer strehe nad nadstreški, vrtno hišice, lope za orodje itd.

SESTAVA

Zgornja plast in nosilec: UV-odporna aluminijasta plast

Spodnja plast: Termoplastična bitumenska lepila z silikonizirano zaščitno folijo

PREMAZ

Zgornja stran: UV-odporna aluminijasta plast

Spodnja stran: silikonizirana folija

DIMENZIJE

Dolžina: 5 ($\pm 1\%$) x 1 ($\pm 1\%$) m

Debelina: 1,1 mm ($\pm 5\%$)

Teža / strešna folija: $\pm 6\text{kg}$

EMBALAŽA





Zvitki / Paleta: 54 (270m²)





Vsaka rola je posamično pakirana v kartonsko škatlo z natisnjnim imenom izdelka; - pojasnilo in navodila za namestitev.

TEHNIČNE INFORMACIJE

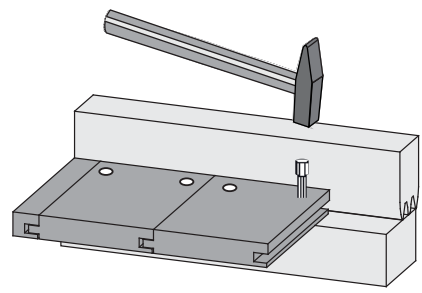
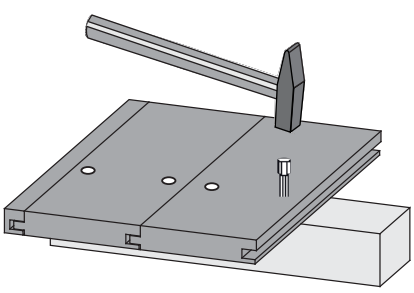

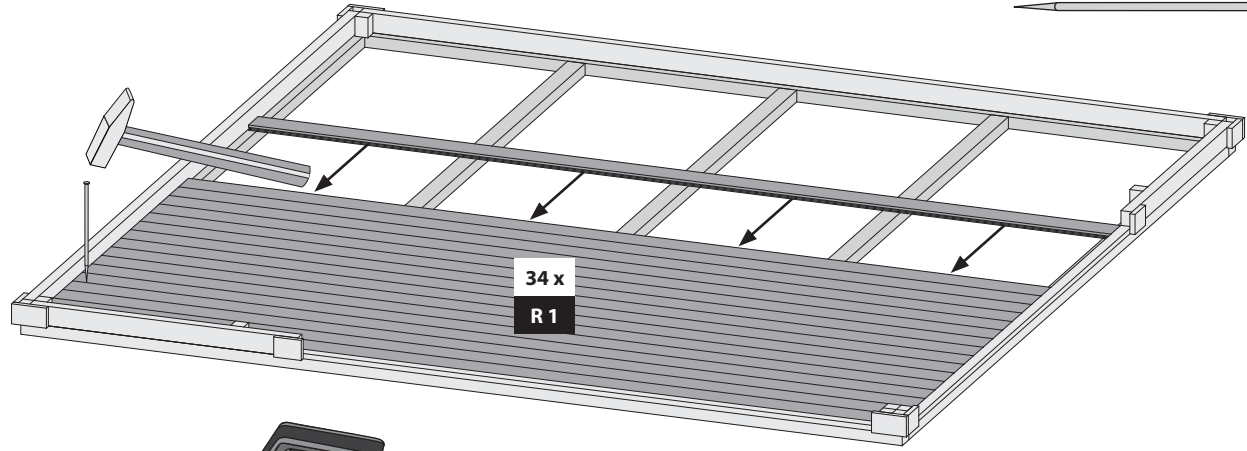
	Največja natezna trdnost		Toplotna obstojnost
	Dolžina	Širina	Trdnost pri 80°C
Minimalne vrednosti:	$\geq 200\text{ N}$	$\geq 200\text{ N}$	$< 2\text{ mm}$
Minimalne vrednosti:	Prepustnost vodne pare sd $> 1500\text{ m}$		Požarni razred E

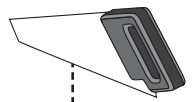
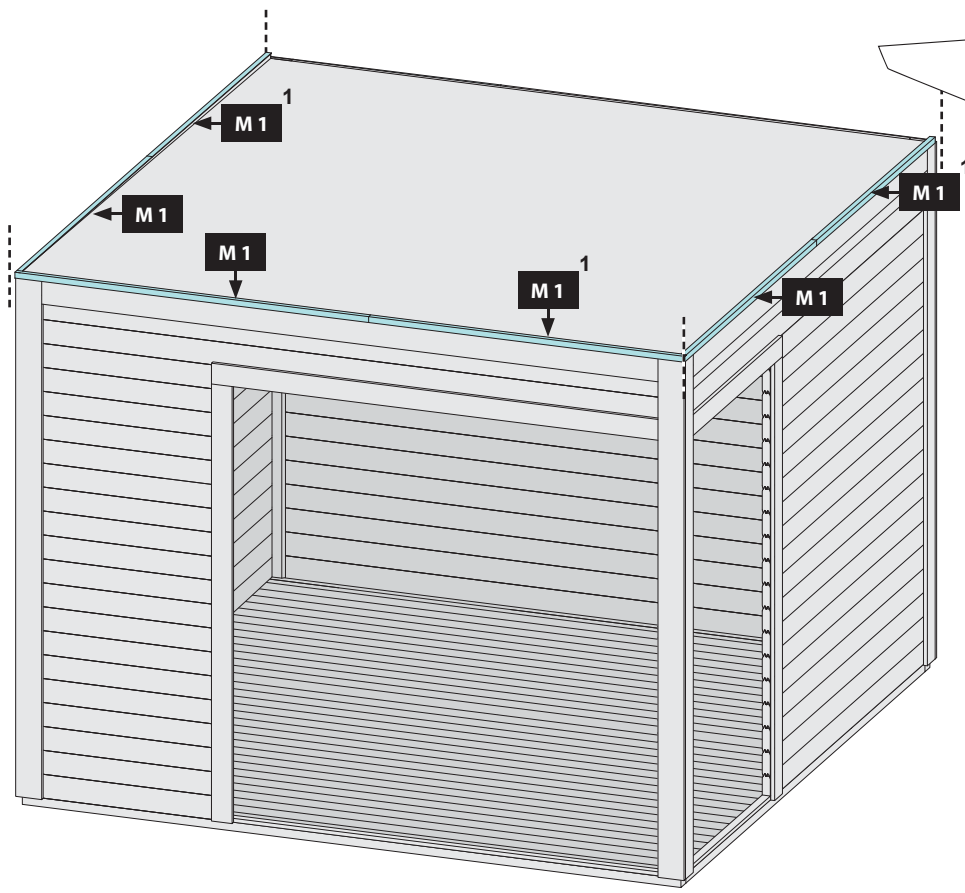


-  Breite Seite nach oben
-  Width side up
-  Largeur vers le haut
-  Breedte side up

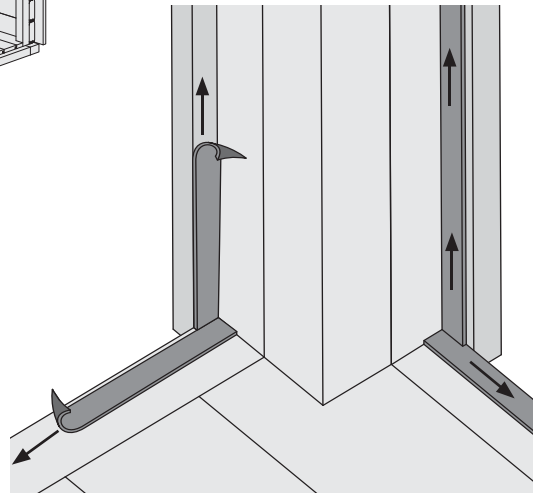
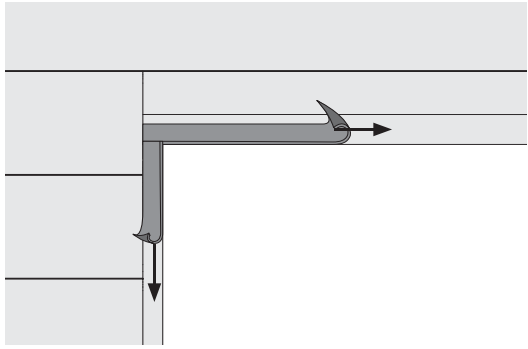

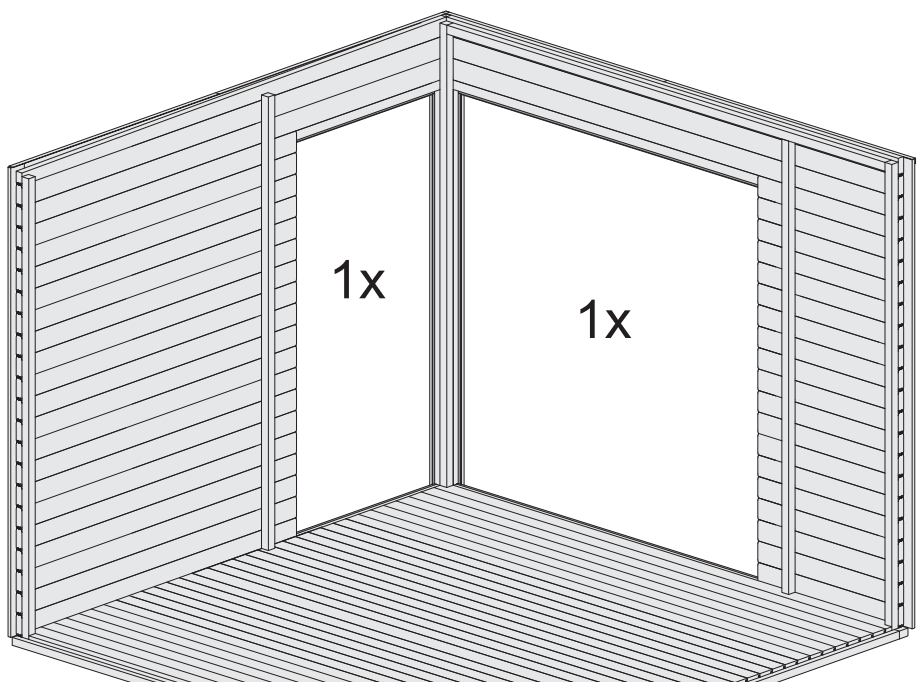
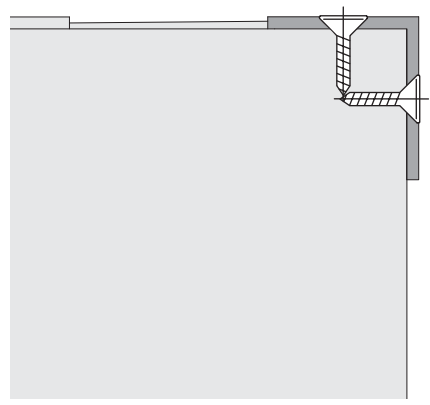
-  Ancho de banda de hasta
-  Larghezza verso l'alto
-  Šířka stranou nahoru
-  S širšo stranjo navzgor

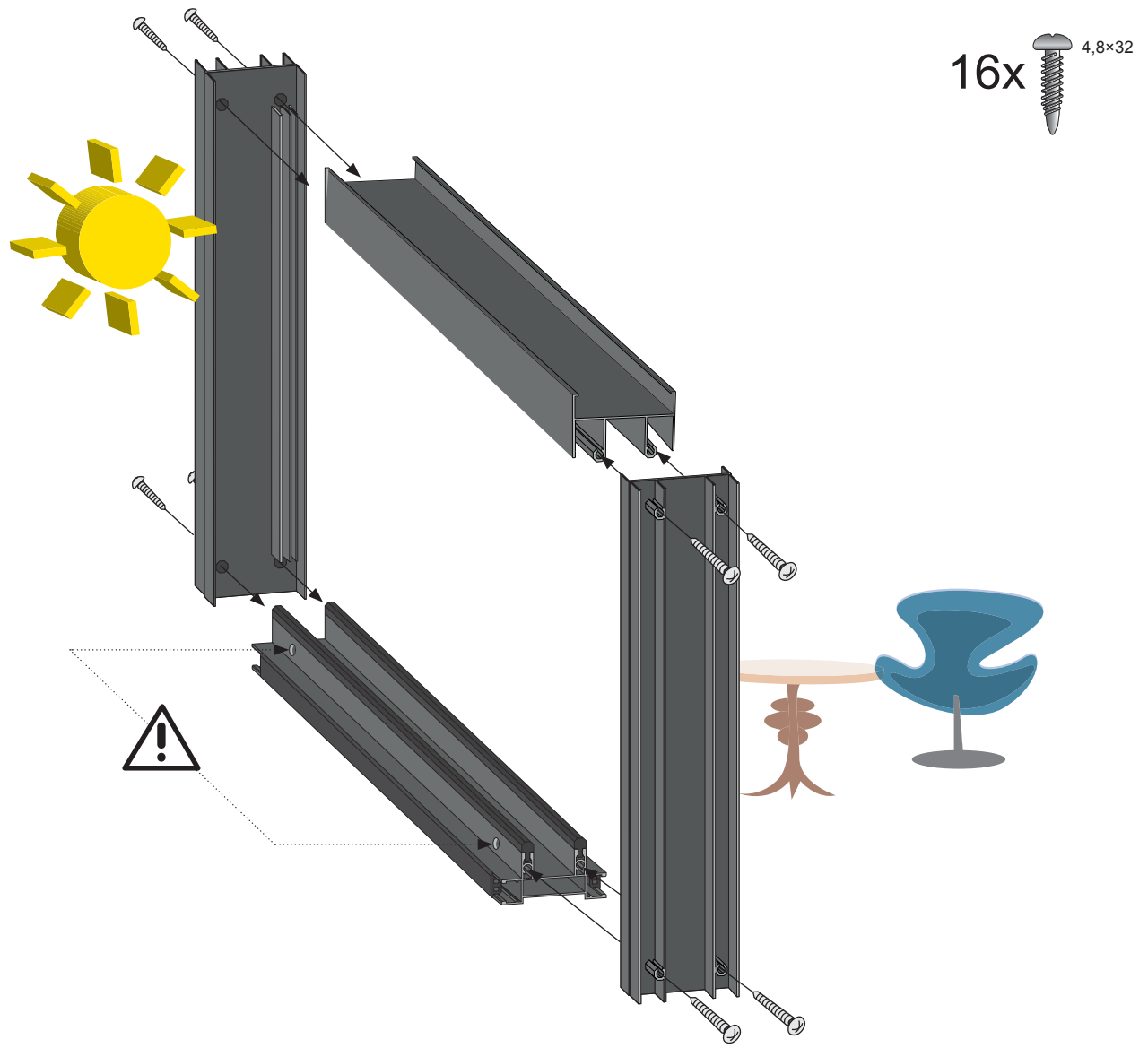
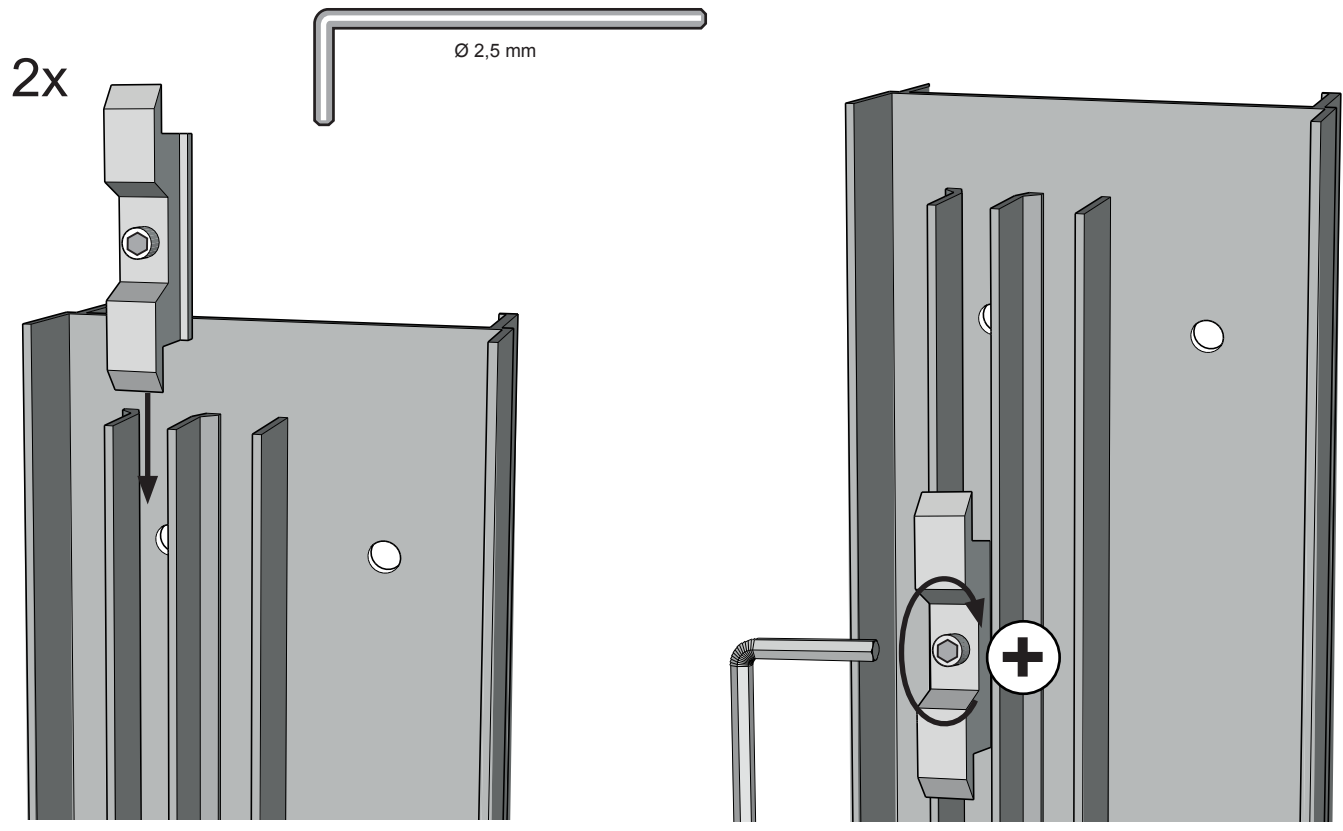
~335x

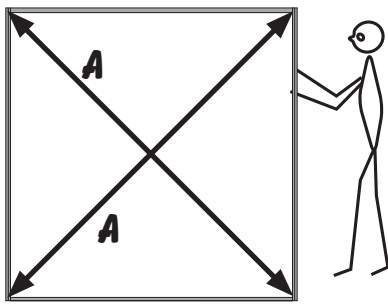
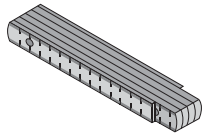
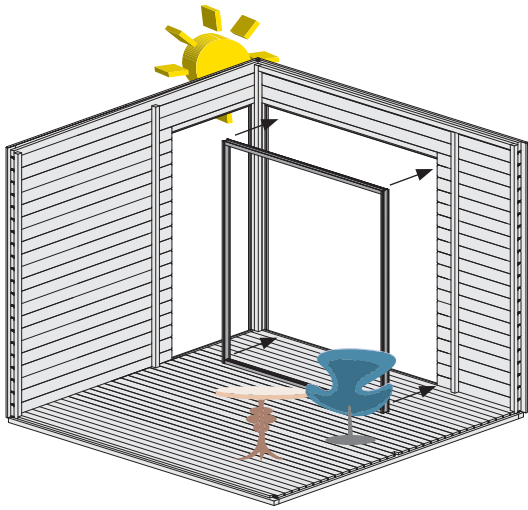




Ø3mm
18x
4x50







A=A

