

Material

LYCOS
STEEL

2
YEAR
Warranty*



EAN : 3276007277517

MATRIX ID : 2022R09P01-0343


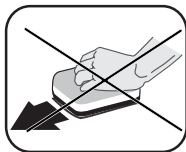
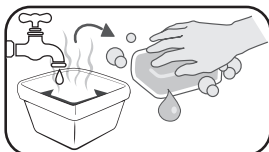


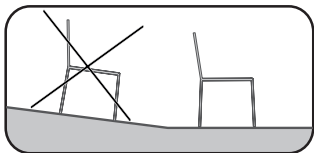


SL Navodila za uporabo

EN Instructions Manual

2024-01/V01

Traduction de la version originale du mode d'emploi / Traducción de las Instrucciones originales / Tradução das Instruções originais / Traduzione delle istruzioni originali / Μετάφραση των πρωτότυπων οδηγιών / Tłumaczenie instrukcji oryginalnej / Переклад оригінальної інструкції / Traducerea instrucțiunilor originale / תרגום הגרסה המקורית של הוראות השימוש / ترجمة النسخة الأصلية لتعليمات الاستعمال / Tradução das Instruções originais / Vertaling van de oorspronkelijke versie van de gebruiksaanwijzing / Oversettelse av originalversjonen av brukerhåndboken / Oversættelse af originalversionen af brugsanvisningen / Översättning av originalversionen av instruktionsboken / Übersetzung der Originalversion der Gebrauchsanweisung / Prevod originalne različice navodil za uporabo / Prijevod izvorne priručnika / Perkhimi i versjonit original të udhëzimeve për përdorimin / Original version of instruction manual





POMEMBNO, SHRANITE ZA PRIHODNJO UPORABO: POZORNO PREBERITE

Če je izdelek že sestavljen, se pred uporabo prepričajte, da so vsi vijaki dobro pritrjeni. Če morate izdelek sestaviti, se ob odprtju paketa prepričajte, da so na voljo vsi elementi, potrebni za sestavljanje izdelka. Če je izdelek poškodovan ali ima napake, ga ne uporabljajte in ga odnesite v najbližjo trgovino.

1. SESTAVLJANJE, SKLADIŠČENJE IN PREVOZ

Svetujemo vam, da embalažo izdelka uporabite kot osnovo za sestavljanje, da se izognete morebitnim poškodbam (praskam, o luščenju barve, umazaniji itd.). Pred dokončanjem montaže priporočamo tudi, da vijakov ne zategnete preveč in da pustite nekaj prostora za vsako komponento. Po končani montaži se prepričajte, da so vsi vijaki dobro priviti. Ta izdelek je treba postaviti na trdno površino.

Ne pozabite ponovno zategniti pritrilnih elementov dva tedna po sestavljanju in vsaj enkrat na leto.

V primeru daljše neuporabe ali slabega vremena priporočamo, da izdelek shranite v suhem prostoru ali ga ustrezno zaščitite. Če ima izdelek podaljške, jih pred vsakim prevozom pospravite.

2. PRIPOROČILA ZA UPORABO

Ta izdelek je namenjen za domačo in neprofesionalno uporabo na prostem. Izdelek hranite stran od plamena in neposrednih virov toplote, kot so zunanji radiatorji in žari. Pred uporabo preverite, ali so vijaki dobro pritrjeni.

3. NEGA IN ČIŠČENJE

Jeklo ima koristne mehanske lastnosti in je ne le odporno, temveč ga je mogoče tudi v celoti reciklirati. Zato je primeren material za izdelavo vrtnega pohištva.

Vendar je to material, ki ga je treba zaščititi in vzdrževati, da se na njegovi površini ne pojavi korozija (rja)!

Tkanine, uporabljene na izdelkih MATERIAL, so posebej zasnovane in preizkušene za uporabo na prostem. V vseh letnih časih vam bodo zagotovile udobje in prijeten dotik.

SL

Čiščenje



Za odstranjevanje trdovratne umazanije ali madežev uporabite navadno vodo z malo mila in neabrazivno gobo.

Če se pojavijo rjasti madeži, na zadevnem območju na izdelku obvezno uporabite posebno sredstvo, da preprečite širjenje rje.

Na izdelku nikakor ne smete uporabljati visokotlačnega čistilnika.

Prevekle za blazine, če jih je mogoče ločiti od blazin, perite v pralnem stroju. Večina blazin na izdelkih MATERIAL ima odstranljive prevleke. V nasprotnem primeru lahko trdovratne madeže odstranite z mokro gobo in šamponom za oblažinjene.

Za tkanine na izdelkih za zaščito pred soncem boste z mokro gobo in šamponom za blazine odstranili trdovratne madeže. Dosledno upoštevajte priporočila za čiščenje na etiketah tekstilnih izdelkov.

Shranjevanje v zimskih mesecih

V primeru daljše neuporabe ali slabega vremena je priporočljivo, da izdelke shranite v suhem prostoru ali uporabite ustrezno pokrivalo za zaščito izdelka.

Kadar izdelkov MATERIAL dlje časa ne uporabljate, je treba blazine in dele iz tkanine odstraniti. Blazine redno krtačite, da odstranite prah. Shranjujte jih v suhem in zračnem prostoru, da preprečite nastanek plesni ali neprijetnih vonjav.

4. POPRAVILA

V primeru okvare dela izdelka se obrnite na poprodajno službo, ki ima na voljo seznam rezervnih delov za ta izdelek.

5. GARANCIJA

Za vaš izdelek je na voljo komercialna garancija. Ta garancija dopolnjuje zakonske garancije, ki pripadajo stranki na podlagi zakonodaje, veljavne na območju, na katerem je bil izdelek distribuiran.

Komercialna garancija se začne z datumom nakupa izdelka in velja za obdobje 2 let.

Garancija pokriva popravilo ali zamenjavo izdelka po presoji trgovine. Zajema proizvodne napake zaradi manjkajočih komponent in/ali sestavnih delov ter poškodbe, ki nastanejo ob običajnih pogojih uporabe. V tem primeru pošljite svoji trgovini dokazilo o dobavi ali nakupu. Brez tega dokazila bo za vsa dela, ki jih je treba opraviti na izdelku, veljala ponudba, ki jo morate sprejeti, preden se opravi kakršno koli delo. Popravilo ali zamenjava izdelka ne podaljša prvotnega garancijskega obdobja. Vsak zamenjani rezervni del postane last trgovine. Če se izdelek med garancijskim obdobjem ponovno proda, garancija ostane veljavna v korist kupca, ki lahko zahteva uveljavljanje garancije, če predloži originalno dokazilo o dobavi ali nakupu in če so izpolnjeni pogoji za uveljavljanje garancije. Nadaljnja prodaja izdelka ne vpliva na garancijski rok, ki je ostal na dan nadaljnje prodaje.

Izključitve iz garancije:

Garancija je omejena na vrednost izdelka. Garancija ne velja v primeru običajne obrabe izdelka ali njegovih sestavnih delov, sprememb videza zaradi staranja izdelka, težav, incidentov ali škode, ki so posledica nepravilne ali malomarne uporabe izdelka, neupoštevanja priporočil iz tega priročnika, v primeru naključne škode ali škode, ki je posledica nepravilne uporabe, v primeru škode, ki jo povzročijo zunanji viri, kot so vremenske razmere, v primeru kozmetičnih poškodb, kot so praske, v primeru napake, ki je posledica dogodka zunaj nadzora prodajalca, v primeru kraje izdelka.

Če izdelek uporabljate v državi, ki ni država, v kateri je bil kupljen, je lahko vaš garancijski zahtevek neveljaven. V tem primeru se obrnite na prodajalca v državi izvora, kjer ste izdelek kupili, ki bo garancijski zahtevek obravnaval za vsak primer posebej.

IMPORTANT, TO BE KEPT FOR FUTURE REFERENCE : PLEASE READ CAREFULLY

EN



If the product is already assembled, please make sure that all screws are tightly fixed before using it. If the product requires that you assemble it, please make sure upon opening the package that all the elements needed for setting up the product have been provided. If the product is damaged or has defects, do not use it and take it back to the nearest store.

1. ASSEMBLY, STORAGE AND TRANSPORT

We advise you to use the product packaging as an assembly base to avoid any damage (scratches, paint chips, dirt, etc.). Before assembly is complete, we also recommend that you do not overtighten the screws and that you leave some clearance for each component. Once assembly is complete, make sure all the screws are tight. This product should be placed on a stable surface. Remember to retighten the fixings two weeks after installation and at least once a year. In the event of prolonged non-use or inclement weather, we recommend that you store your product in a dry place or use a suitable cover to protect it. If the product has extensions, close them before each transport.

2. USE RECOMMENDATIONS

This product is intended for domestic and non-professional outdoor use. Keep the product away from flames and direct sources of heat such as outdoor radiators and barbecues. Check that the screws are securely fastened before use.

3. CARE AND CLEANING

Steel has interesting mechanical properties, it proves to be not only resistant but also fully recyclable. This makes it a relevant material for the manufacture of garden furniture.

However, it is a material that requires protection and maintenance to avoid the appearance of corrosion (rust) on its surface.!

The fabrics used on MATERIAL products are specially designed and tested for outdoor use. They will provide you with comfort and a pleasant touch in all seasons.

EN

Cleaning



To remove stubborn dirt or stains, use plain water with a little soap and a non-abrasive sponge.

If rust spots appear, be sure to apply a dedicated treatment to the area in question on the product to stop the rust from spreading.

Under no circumstances should you use a high pressure cleaner on the product.

Machine wash cushion covers if they are separable from the cushions. Most of the cushions offered on MATERIAL products are removable covers. If not, a wet sponge and upholstery shampoo will help remove stubborn stains.

For fabrics on sun sheltering products, a wet sponge and upholstery shampoo will help remove stubborn stains. Strictly follow the cleaning recommendations on the labels of textile products.

Wintering

In case of prolonged non-use or bad weather, it is recommended to store your product in a dry place or to use a suitable cover to protect your product.

The cushions and fabric parts of MATERIAL products should be removed when not in use for long periods of time. Brush the cushions regularly to remove dust. Be sure to store them in a dry, ventilated area to prevent the development of mould or odours.

4. REPAIR

In the event of a faulty or broken part, please contact the after-sales service, which has a list of spare parts available for your product.

5. WARRANTY

A commercial warranty is offered for your product. This warranty supplements the legal warranties due to the customer by virtue of the law in force in the territory in which the product was distributed.

The commercial warranty starts from the date of purchase of the product and is granted for a period of 2 years.


The warranty covers the repair or replacement, at your shop's discretion, of your product. It covers manufacturing defects due to missing parts and/or components as well as damage caused under normal conditions of use. In this case, please send your shop your proof of delivery or purchase. Without this prior production, any work to be carried out on the product will be subject to a quotation which you must accept before any work is carried out. The repair or replacement of your product does not extend the initial warranty period. Any spare part that has been replaced becomes the property of the shop. If the product is resold during the warranty period, the warranty remains valid in favour of the purchaser, who may request that the warranty be invoked provided that the original proof of delivery or purchase is produced and that the conditions for invoking the warranty are met. The resale of the product has no effect on the warranty period remaining at the date of resale.

Warranty Exclusions :

The warranty is limited to the value of the product. The guarantee is not intended to apply in the event of normal wear and tear of the product or its components, changes in appearance due to ageing of the product, problems, incidents or damage resulting from incorrect or negligent use of the product, failure to comply with the recommendations given in this manual, in the event of accidental damage or damage resulting from improper use, in the event of damage caused by external sources such as the weather, in the event of cosmetic damage such as scratches, in the event of failure caused by an event beyond the control of the seller, in the event of theft of the product.

If the product is used in a country other than that in which it was purchased, your warranty claim may be invalidated. In this case, please contact the retailer in the country of origin where you purchased the Product, who will examine the warranty claim on a case-by-case basis.

- SL** Ta izdelek je mogoče reciklirati. Če ga ne morete več uporabljati, ga prenesite v center za reciklažo odpadkov.
- EN** This product is recyclable. If it cannot be used anymore, please take it to waste recycling centre.



EU : ADEO SERVICES

135, rue Sadi Carnot- CS 00001 59790- RONCHIN- France
www.product-regulatory.adeoservices.com

** 2 let garancije / 2 year guarantee

Datum izdelave:
Production month / year :
MM / YYYY

Made in China