

 Material

CLARA
ALU



EAN : 3276007601800

MATRIX ID : 2024R09P01-0367


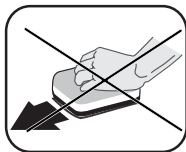
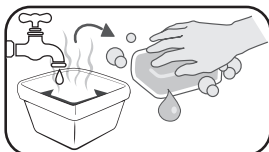


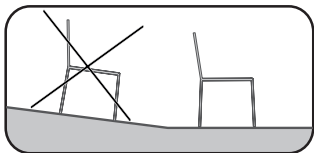


SL Navodila za uporabo

EN Instructions Manual

2024-01/V01

Traduction de la version originale du mode d'emploi / Traducción de las Instrucciones originales / Tradução das Instruções originais / Traduzione delle istruzioni originali / Μετάφραση των πρωτότυπων οδηγιών / Tłumaczenie instrukcji oryginalnej / Переклад оригінальної інструкції / Traducerea instrucțiunilor originale / תרגום הגרסה המקורית של הוראות השימוש / ترجمة النسخة الأصلية لتعليمات الاستعمال / Tradução das Instruções originais / Vertaling van de oorspronkelijke versie van de gebruiksaanwijzing / Oversættelse av originalversjonen av brukerhåndboken / Oversættelse af originalversionen af brugsanvisningen / Översättning av originalversionen av instruktionsboken / Übersetzung der Originalversion der Gebrauchsanweisung / Prevod originalne različice navodil za uporabo / Prijevod izvorne priručnika / Perkhimi i versionit original të udhëzimeve për përdorimin / Original version of instruction manual



POMEMBNO, SHRANITE ZA PRIHODNJO UPORABO: POZORNO PREBERITE



Če je izdelek že sestavljen, se pred uporabo prepričajte, da so vsi vijaki dobro pritrjeni. Če morate izdelek sestaviti, se ob odprtju paketa prepričajte, da so na voljo vsi elementi, potrebni za sestavljanje izdelka. Če je izdelek poškodovan ali ima napake, ga ne uporabljajte in ga odnesite v najbližjo trgovino.

1. SESTAVLJANJE, SKLADIŠČENJE IN PREVOZ

Svetujemo vam, da embalažo izdelka uporabite kot osnovo za sestavljanje, da se izognete morebitnim poškodbam (praskam, luščenju barve, umazaniji itd.). Pred dokončanjem montaže priporočamo tudi, da vijakov ne zategnete preveč in da pustite nekaj prostora za vsako komponento. Po končani montaži se prepričajte, da so vsi vijaki dobro priviti. Ta izdelek je treba postaviti na trdno površino.

Ne pozabite ponovno zategniti pritrdilnih elementov dva teden po sestavljanju in vsaj enkrat na leto.

V primeru daljše neuporabe ali slabega vremena priporočamo, da izdelek shranite v suhem prostoru ali ga ustrezno zaščitite. Če ima izdelek podaljške, jih pred vsakim prevozom pospravite.

2. PRIPOROČILA ZA UPORABO

Ta izdelek je namenjen za domačo in neprofesionalno uporabo na prostem. Izdelek hranite stran od plamena in neposrednih virov toplote, kot so zunanji radiatorji in žari. Pred uporabo preverite, ali so vijaki dobro pritrjeni.

3. NEGA IN ČIŠČENJE

Aluminij ima pri zunanem pohištvu neizpodbitne prednosti. Je zelo lahek in ni podvržen koroziji kot jeklo. Zaradi vsega tega je kakovosten material, ki je kot nalašč za zunanje pohištvo.

Les je naraven, živ material. Les zahteva posebno skrb pri uporabi in vzdrževanju. Les, ki je izpostavljen na prostem, sčasoma naravno posivi in izgubi svojo prvotno barvo, kar je povsem normalno.

Plastično vrtno pohištvo ima številne prednosti: je odporno na vremenske vplive, vročino, plesen in umazanijo.

Pohištvo lahko očistite z neabrazivno gobo. Namočite jo v mešanico milnice z malo belega kisa, s čimer boste očistili površino pohištva, ne da bi spremenili njegovo barvo ali videz.

Da bi se izognili nastanku sledi med sušenjem, vam priporočamo, da takoj po čiščenju posušite z gobasto brisačo.

Les je živ material, ki zahteva vzdrževanje. Priporočamo, da leseno vrtno pohištvo vzdržujete spomladi in ponovno konec poletja. Za čiščenje uporabite krtačo in toplo milnico. Najboljše je črno ali marsejsko milo. Temeljito sperite z mlačno vodo. V nobenem primeru ne uporabljajte visokotlačnega čistilnika. Če želite, da les ohrani svojo prvotno barvo, uporabite brezbarven impregnacijski premaz, ki neguje les in dolgoročno varuje njegov naravni videz. Na les, ki ste ga očistili s suho krpo, dvakrat letno nanesite impregnacijski premaz v smeri lesne strukture. Če po čiščenju ostanejo madeži, lahko površino obrusite s finim brusnim papirjem. Če ste doslej zanemarjali vzdrževanje lesenega pohištva, preizkusite rešitev na neopaznem območju in se prepričajte, da je rezultat takšen, kot si želite.

4. POPRAVILA

V primeru okvare dela izdelka se obrnite na poprodajno službo, ki ima na voljo seznam rezervnih delov za ta izdelek.

5. GARANCIJA

Za vaš izdelek je na voljo komercialna garancija. Ta garancija dopolnjuje zakonske garancije, ki pripadajo stranki na podlagi zakonodaje, veljavne na območju, na katerem je bil izdelek distribuiran.

Komercialna garancija se začne z datumom nakupa izdelka in velja za obdobje **3 let**.

Garancija pokriva popravilo ali zamenjavo izdelka po presoji trgovine. Zajema proizvodne napake zaradi manjkajočih komponent in/ali sestavnih delov ter poškodbe, ki nastanejo ob običajnih pogojih uporabe. V tem primeru pošljite svoji trgovini dokazilo o dobavi ali nakupu. Brez tega dokazila bo za vsa dela, ki jih je treba opraviti na izdelku, veljala ponudba, ki jo morate sprejeti, preden se opravi kakršno koli delo. Popravilo ali zamenjava izdelka ne podaljša prvotnega garancijskega obdobja. Vsak zamenjani rezervni del postane last trgovine. Če se izdelek med garancijskim obdobjem ponovno proda, garancija ostane veljavna v korist kupca, ki

lahko zahteva uveljavljanje garancije, če predloži originalno dokazilo o dobavi ali nakupu in če so izpolnjeni pogoji za uveljavljanje garancije. Nadaljnja prodaja izdelka ne vpliva na garancijski rok, ki je ostal na dan nadaljnje prodaje.

Izključitve iz garancije:

Garancija je omejena na vrednost izdelka. Garancija ne velja v primeru običajne obrabe izdelka ali njegovih sestavnih delov, sprememb videza zaradi staranja izdelka, težav, incidentov ali škode, ki so posledica nepravilne ali malomarne uporabe izdelka, neupoštevanja priporočil iz tega priročnika, v primeru naključne škode ali škode, ki je posledica nepravilne uporabe, v primeru škode, ki jo povzročijo zunanji viri, kot so vremenske razmere, v primeru kozmetičnih poškodb, kot so praske, v primeru napake, ki je posledica dogodka zunaj nadzora prodajalca, v primeru kraje izdelka.

Če izdelek uporabljate v državi, ki ni država, v kateri je bil kupljen, je lahko vaš garancijski zahtevek neveljaven. V tem primeru se obrnite na prodajalca v državi izvora, kjer ste izdelek kupili, ki bo garancijski zahtevek obravnaval za vsak primer posebej.

ADEO Services – 135 rue Sadi Carnot CS 00001 – 59790 RONCHIN – Francija

EN



IMPORTANT, TO BE KEPT FOR FUTURE REFERENCE: PLEASE READ CAREFULLY

If the product is already assembled, please make sure that all screws are tightly fixed before using it. If the product requires that you assemble it, please make sure upon opening the package that all the elements needed for setting up the product have been provided. If the product is damaged or has defects, do not use it and take it back to the nearest store.

1. ASSEMBLY, STORAGE AND TRANSPORT

We advise you to use the product packaging as an assembly base to avoid any damage (scratches, paint chips, dirt, etc.). Before assembly is complete, we also recommend that you do not overtighten the screws and that you leave some clearance for each component. Once assembly is complete, make sure all the screws are tight. This product should be placed on a stable surface.

Remember to retighten the fixings two weeks after installation and at least once a year.

In the event of prolonged non-use or inclement weather, we recommend that you store your product in a dry place or use a suitable cover to protect it. If the product has extensions, close them before each transport.

2. USE RECOMMENDATIONS

This product is intended for domestic and non-professional outdoor use. Keep the product away from flames and direct sources of heat such as outdoor radiators and barbecues. Check that the screws are securely fastened before use.

3. CARE AND CLEANING

Aluminium has undeniable advantages for outdoor furniture. It is very light and is not subject to corrosion like steel. All of which makes it a quality material that's perfect for outdoor furniture. Wood is a natural, living material. Wood requires special care when being used and maintained. Exposed outdoors, wood naturally greys over time and loses its original colour, which is perfectly normal.

Plastic garden furniture has many advantages: it is weatherproof, heat resistant, mildew resistant and dirt resistant.

EN

Cleaning

You can clean your furniture with a non-abrasive sponge. Soak it in a mixture of soapy water with a little white vinegar, which will clean the surface of your furniture without altering its color or appearance.

In order to avoid the formation of traces during the drying process, we recommend that you dry with a spongy towel, right after cleaning.

Wood is a living material that requires maintenance. We recommend that you maintain your wooden garden furniture in the spring and again at the end of the summer. To clean, use a brush and warm soapy water. Black soap or Marseille soap is best. Rinse thoroughly with lukewarm water. In any case, do not use a high-pressure cleaner. If you want the wood to retain its original colour over time, use a colourless saturator that nourishes the wood and protects its natural appearance for the long term. Apply the saturator twice a year to wood that has been cleaned with a dry cloth and in the direction of the wood grain. If stains remain after cleaning, you can sand the surface with fine-grain sandpaper. If you've neglected the maintenance of your wooden furniture until now, test your solution on an inconspicuous area to make sure the result is what you want.

4. REPAIR

In the event of a faulty or broken part, please contact the after-sales service, which has a list of spare parts available for this product.

5. WARRANTY

A commercial warranty is offered for your product. This warranty supplements the legal warranties due to the customer by virtue of the law in force in the territory in which the product was distributed.

The commercial warranty starts from the date of purchase of the product and is granted for a period of 3 years.

The warranty covers the repair or replacement, at your shop's discretion, of your product. It covers manufacturing defects due to missing parts and/or components as well as damage caused under normal conditions of use. In this case, please send your shop your proof of delivery or purchase. Without this prior production, any work to be carried out on the product will be subject to a quotation which you must accept before any work is carried out. The repair or replacement of your product does not extend the initial warranty period. Any spare part that has been replaced becomes the property of the shop. If the product is resold during the warranty period, the warranty remains valid in favour of the purchaser, who may request that the warranty be invoked provided

that the original proof of delivery or purchase is produced and that the conditions for invoking the warranty are met. The resale of the product has no effect on the warranty period remaining at the date of resale.


Warranty Exclusions :

The warranty is limited to the value of the product. The guarantee is not intended to apply in the event of normal wear and tear of the product or its components, changes in appearance due to ageing of the product, problems, incidents or damage resulting from incorrect or negligent use of the product, failure to comply with the recommendations given in this manual, in the event of accidental damage or damage resulting from improper use, in the event of damage caused by external sources such as the weather, in the event of cosmetic damage such as scratches, in the event of failure caused by an event beyond the control of the seller, in the event of theft of the product.

If the product is used in a country other than that in which it was purchased, your warranty claim may be invalidated. In this case, please contact the retailer in the country of origin where you purchased the Product, who will examine the warranty claim on a case-by-case basis.

ADEO Services - 135 rue Sadi Carnot CS 00001 - 59790 RONCHIN - France

- SL** Ta izdelek je mogoče reciklirati. Če ga ne morete več uporabljati, ga prenesite v center za reciklažo odpadkov.
- EN** This product is recyclable. If it cannot be used anymore, please take it to waste recycling centre.



EU : ADEO SERVICES

135, rue Sadi Carnot- CS 00001 59790- RONCHIN- France
www.product-regulatory.adeoservices.com

** 3 let garancije / 3 year guarantee

Datum izdelave:
Production month / year :
MM / YYYY

Made in China